
Professional use 2023

Food Service, Bakery, Beverages,
Wine, Frozen Food

LIEBHERR

Refrigeration and freezing





The highest level of precision and reliability

The new generation of appliances from the specialist for professional cooling solutions in commercial use.

Whether you work in catering, the hotel industry or food retail; whether you wish to cool beverages, ensure the correct temperature of wine, freeze ice cream, or keep sensitive ingredients fresh; whether in a bakery, industrial kitchen, sales area or behind the counter: Liebherr has the right cooling solution for you.

As a specialist in commercial cooling and freezing, we offer you an extensive portfolio of innovative, sustainable, and energy-efficient professional appliances. Their extremely reliable and precise refrigeration performance promotes your professional excellence and ensures the storage safety and freshness of your food.

As well as unique quality, the timeless design and high level of operating convenience express our many years of experience in manufacturing professional fridges and freezers. See for yourself.

Contents

The Liebherr Group	6
Brand and quality	8
Sustainability	10
Systems expertise	12
Durability and economic efficiency	14
Cooling performance and temperature stability	15
Security and alarms	16
Hygiene and ease of cleaning	17
SmartMonitoring – Overview	18
Handling and equipment	20
Series	21

If the masculine form is used in the wording, it is solely for the sake of readability and without any intention to discriminate. It is meant here as a gender-neutral term and refers to all gender identities.

Hotels, gastronomy and butchers	22
Series	24
Refrigerators and freezers GN 2/1 with dynamic cooling and stainless-steel inner liner	26
Counter fridges and freezers with dynamic cooling, interior and exterior made of stainless-steel	36
Refrigerators and freezers with plastic inner liner and dynamic cooling	46
and static cooling	54
Fridge-freezer combinations	56
Under-worktop freezers	58
Accessories	62



Bakery and confectioner's	66
Series	68
Refrigerator and freezer appliances for bakery trays with dynamic cooling and stainless-steel inner liner	70
with plastic inner liner	76
Accessories	80



Beverages	82
Series	88
Display fridges with dynamic cooling	90
Fridges with dynamic cooling	96
Event fridges with dynamic cooling	108
Counter top fridges for sales promotion	112
Under-worktop fridges	114
Chest coolers with static cooling	120
Accessories	124



Wine	128
Wine serving fridges	130
Accessories	136



Ice cream and the frozen food industry	138
Chest freezers	142
Freezers for sales promotion	158
Accessories	162





Earthmoving



Material Handling Technology



Deep Foundation Machines



Mining



Mobile and crawler cranes



Tower cranes



Concrete technology



Maritime cranes



Aerospace and transportation systems



Gear technology and automation systems



Components



Hotels



Refrigerators and freezers

A tradition of reliability admired the world over.

For more than 70 years Liebherr has offered high-quality products for pioneering industries. With our customers and partners all over the world, we constantly reach new heights.

One big family

The Liebherr Group was established in 1949 by Hans Liebherr. With a history spanning more than 70 years, the family-run company is characterised by stability and reliability. Liebherr is one of the biggest manufacturers of construction equipment and is also successful in many other industries. The Group has a decentralised organisation with around 50,000 employees worldwide and is divided into independently operating business units.

The Group now encompasses 13 product segments – earthmoving machinery, material handling technology, deep foundation machines, mining, mobile and crawler cranes, tower cranes, concrete technology, maritime cranes, aerospace and transportation systems, gear technology and automation systems, refrigerators and freezers, components, and hotels – and comprises more than 140 companies across all continents. The holding company of the Group is Liebherr-International AG in Bulle (Switzerland), all of whose shareholders are members of the Liebherr family.



Cutting edge combined with experience: Appliances

The Appliances division was established at the Ochsenhausen site in 1954 and has for many years played an important role in the development of the Group. For more than 65 years, Liebherr has been a premium manufacturer of innovative refrigerators and freezers for domestic and commercial use. With an annual production of more than 2.2 million appliances, Liebherr is one of Europe's leading suppliers of cooling and freezing appliances. The five production sites in Ochsenhausen (Germany), Lienz (Austria), Radinovo (Bulgaria), Kluang (Malaysia) and Aurangabad (India) form a manufacturing network for refrigerators and freezers that meets all the most up-to-date standards.

Liebherr is active all over the world. With a dense network of sales subsidiaries and offices in Bulgaria, Germany, the UK, Austria, Canada, Malaysia, Russia, Switzerland, Singapore, South Africa and the USA, the refrigeration and freezing specialists ensure that customers receive expert advice and that service and maintenance work is provided professionally on site.

Quality is in our DNA.

Our work is driven by the high demands of our customers worldwide. For more than 65 years, we have been offering high-quality appliances for private and commercial use that meet these high demands, proving their durability and repaying the investment in them.


Specialists in refrigeration and freezing

With outstanding quality, pioneering technologies as well as aesthetic yet user-friendly design, Liebherr sets new standards again and again. How do we do it? By specialising in what we do: developing and manufacturing outstanding refrigerators and freezers, particularly when it comes to professional use. Our appliances are designed explicitly for the special requirements of this field – with a clear mission: to make your demanding day-to-day work easier with maximum precision and safety.



Top performer for your trade

Those who want perfection, choose perfection. Specially developed for the food and beverage sector, our professional refrigerators and freezers fulfil the highest expectations with an extra portion of robustness, cost efficiency and ease of cleaning. Even at ambient temperatures of up to +43 °C and many door opening cycles, food and beverages are reliably and safely stored while at the same time optimally and attractively presented.



The Liebherr factor:

Professional refrigerators and freezers

- Specially developed for the food and beverage sector
- Secure, food-safe storage
- Perfect presentation of goods
- Top quality thanks to elaborate test procedures

Tested down to the finest detail. And more.

From conception through to development and production to marketing, at Liebherr we do everything we can to offer top-quality, innovative products. As early as the development stage we test all the mechanical, electronic and refrigeration components for reliable operation. Before we approve a door hinge, for example, it must undergo at least 100,000 opening cycles. You can depend on it. Your Liebherr appliance will be the professional partner at your side – 24 hours a day, 365 days a year.

Complete responsibility

Responsible use of our resources is our objective and further continuous improvement throughout the product lifecycle is the long-term aim.

This is why we continually develop more environmentally friendly methods for manufacturing more sustainable products – with the familiar Liebherr quality. As well as high energy efficiency, we put a special focus on durability and ensuring that spare parts are available for a long time.

Conscientiously developed

We take every aspect of sustainability into account when designing our products. Our product responsibility begins during the development of the appliances and continues with the careful organisation of our production and supply chains. This means the correct choice of materials with regard to recycling as well as minimising the use of energy during production are important factors. During the use phase our almost maintenance-free appliances are characterised by very low energy consumption and low operating costs.

Naturally refrigerated

We were the first to convert our complete range of refrigerators to CFC-free refrigerants and blowing agents. We now only use the natural refrigerants R600a and R290. These are specially designed for highly efficient compressors and also result in lower energy consumption and electricity costs.




High efficiency: This is how economical a Liebherr can be.

You can find out how efficient our appliances are using the online tool from the EU-financed projects Label2020 and BELT. At this site you can view and compare the electricity consumption and plenty of other product data for electrical appliances. The calculator also takes account of local electricity prices and shows the costs for the entire period of use. The comparison shows that a Liebherr is worth it!

Efficiency check: tool.label2020.eu

Responsibly manufactured

We also make sure we use resources responsibly when manufacturing our appliances. Advanced processes are used to recycle the energy released during production for heating buildings. We also purify the water after the manufacturing process to make sure that it is free of pollutants.



Europe-wide certification

All our European production sites are certified according to the international standards for quality management (ISO 9001), environmental management (ISO 14001) and energy management (ISO 50001).

EcoVadis Gold

We handle the issue of Corporate Responsibility holistically and at all stages of the product life cycle. Our efforts have been awarded gold for 2022 by EcoVadis, the world's leading CSR ratings agency. We are proud to be among the top 3% of companies assessed by EcoVadis.



The Liebherr factor:

Environmentally conscious development and production:

- Appliances with very low energy consumption
- Natural refrigerant
- Resource-saving manufacturing processes
- European sites fully certified
- Gold medal from EcoVadis

Economic success through environmentally aware product design

The high product quality and energy efficiency of our appliances help you to be economically competitive:

- Low energy consumption
- We fully exploit the savings potential of each component
- Appliance doors close automatically to minimise loss of cold air

Choose refrigeration and freezing from the professionals

Whether for catering, bakery or food retail, for beverages, frozen food or ice cream: If you wish to fulfil the expectations of your customers and guests regarding freshness and quality, you need cooling technology that fulfils the highest requirements. With specially developed professional appliances, we offer our commercial customers first-class solutions for a demanding working day – and good arguments for choosing the system specialist.

Excellent performance has its reasons. We have five.

Liebherr top performance is based on five pillars:



Durability and economic efficiency

Our refrigerators and freezers stand out with their high efficiency and very low energy and overall operational costs. Robust materials, high-quality cooling components and quality processing guarantee a long lifetime. The outstanding TCO (Total Cost of Ownership) is also down to the easy care and not least the fact that the appliances need little to no maintenance.



Cooling performance and temperature stability

Perfect cooling power, you can rely on the high temperature constancy of our professional appliances even up to +43 C. Even opening the doors frequently will have no effect on your goods. The ultra-modern components, the high-performance and environmentally friendly coolants and the precise controls are coordinated to each other so tightly that quality and freshness of the products are always guaranteed without impairing the economic efficiency of the appliances.



Security and alarms

Numerous security functions in our professional appliances ensure that your foods are always correctly cooled and there is no loss of quality. For example, various alarm systems immediately warn you of temperature fluctuations, while door locks provide protection against unauthorised access.



Hygiene and ease of cleaning

Uncompromising hygiene is essential when storing food. That's why our appliances are particularly easy to clean. For example, they are equipped with seamless inner liners which can be easily and thoroughly wiped down. The fronts, drawers and grid shelves, too, are always designed to be easy to clean.



Handling and equipment

During a hectic working day, everything has to happen smoothly. Thanks to well-conceived details, intelligent functions and excellent material quality, our professional appliances offer you maximum ease of operation, thus ensuring hassle-free work.

Efficient through and through

A Liebherr professional appliance pays off even more in times of rising electricity prices and extreme variations in demand: its high-quality components, the perfect cooling performance and low energy consumption ensure an optimal TCO (Total Cost of Ownership).



Long-term satisfaction: outstanding service life

Liebherr appliances are designed for a service cycle of 15 years. Extremely robustly manufactured, they continually withstand demands of daily use. This is quality that pays off – for many years to come.

Original Liebherr: Spare parts available for ten years

To help you enjoy your professional appliance for a long time, we guarantee spare parts availability for at least ten years after the series has been discontinued – although, of course, we do everything we can to ensure that you don't need spare parts in the first place.

Good for people and the environment: ultra-efficiency

Energy saving plans have to incorporate refrigerators and freezers. From the compressor to the seal, to the lighting and electronics, Liebherr appliances fully utilise the savings potential of all components. They are also perfectly insulated. The result is impressive – especially in terms of lifetime operating costs.

Saves costs, time and aggravation Maintenance-free

Liebherr's professional freestanding appliances operate without filters or other components and parts that require regular replacement. There are no additional cleaning requirements.

Wire tube condenser

Our durable wire tube condensers prevent dirt deposits, require no maintenance and ensure excellent refrigeration performance and efficiency for many years. They reduce the operating costs of your refrigerator.

Consistent refrigeration performance, constant temperature

Liebherr appliances offer optimum reliability for refrigeration and freezing: food is chilled quickly and gently, reducing temperature fluctuations to a minimum. This keeps your goods fresh for as long as possible.

Constantly cool in accordance with DIN EN 16825:2015

Groceries only retain their quality if temperature fluctuations are minimal. Liebherr refrigerators have an impressively stable temperature ranging between -1°C and 5°C. This not only maintains the storage climate, but also the value of your goods and ingredients.

Constantly frozen in accordance with DIN EN 16825:2015

Sensitive foodstuffs cannot be subjected to large deviations from the set storage temperature. Liebherr freezers guarantee a stable temperature between -15 °C and -18 °C. This allows you to keep food for longer and preserves the quality of your frozen goods.

Cooled in a flash with SuperCool

For an optimal temperature even for market purchases warmed by the sun: Once you activate SuperCool, your Liebherr boosts its performance until the fresh food is as cool as the rest of the contents. SuperCool then switches off automatically – after a maximum of 12 hours.

No more defrosting thanks to NoFrost

NoFrost technology gives surface ice no chance. Any moisture that occurs is combated by the fan-assisted cooling, and cyclical defrosting phases remove even the last moisture particles out of the interior. For convenient, safe, and ice-free storage.



Frozen in a flash with SuperFrost

The automatic SuperFrost function quickly reduces the temperature in your professional freezer to the coldest level, creating cold reserves for vitamin-preserving freezing. As soon as the freezing process is complete, or after max. 65 hours, SuperFrost switches back to normal operation, preventing unnecessary energy consumption.

Ideal humidity with HumidityControl

The perfect climate conditions can only be created with the correct combination of temperature and humidity. With HumidityControl, you can adjust the humidity to the requirements of your stored food in three stages, ensuring extra long freshness.




Safety as standard

Anyone who sells food must have reliable protection for the goods: from interruptions to the cooling process and temperature fluctuations, but also from unauthorised access. Both of these are easy to prevent using our professional refrigerators and freezers.

LightAlarm: Light on, door closed

In case of an uncontrolled temperature rise, if a door has been left open or there were any other problems, the interior light of the appliance will start flashing. In the case of glass-door appliances, this quickly reveals where action is needed. In the case of solid-door appliances, the flashing interior warns to close the door immediately, in order to preserve the storage quality.



Power failure info: find out what happened

If the power supply has been interrupted due to a fault, the power failure info appears when the power is restored. This reports that the appliance was temporarily without power and the maximum temperature that was reached during this time. This allows you to assess whether a loss of quality is likely.

Mechanical key lock: the key to complete control

All professional Liebherr appliances for bakeries and the catering industry are equipped with a mechanical lock with two keys. This way you can be sure that no unauthorised hands can access your stored goods.


Electronic lock: on the safe side

All Liebherr appliances can be locked and unlocked with an electronic lock using an individual PIN code. This allows any number of users to lock and unlock the appliance via the user interface without having to share a key.



Built-in cleanliness

Perfect hygiene plays an important role in professional food handling. Our professional appliances therefore have features which reduce dirt from the start and make cleaning much easier.




Food-safe interior for unpackaged food

All materials in Liebherr appliances for bakeries and the catering industry are food-safe and suitable for storing unpackaged foods.

Floor drainage for fast cleaning

High levels of hygiene made easy: The integrated floor drainage in Liebherr's catering appliances enables convenient cleaning in small spaces. Water simply drains away and your appliance is quickly clean again.



Seamless interior to prevent dirt

The plastic inside container is made of polystyrene: a fully recyclable, robust, and odourless plastic. Manufactured seamlessly from one piece, it has no hidden dirt traps and the large corners can be cleaned quickly and easily. The perfect combination of sustainability and hygiene.



SmartMonitoring: for maximum safety and convenience

SmartMonitoring makes reliable Liebherr appliances even safer and takes protection of valuable contents to a new level. The digital, cloud-based solution automatically and continually monitors and documents the storage temperature – relieving you of a daily task that takes time and attention.

The availability of SmartMonitoring varies by country.

Find out more about SmartMonitoring here:
home.liebherr.com/smartmonitoring



Continuous monitoring

SmartMonitoring constantly and accurately monitors temperature stability – even outside regular working hours, such as at weekends or on public holidays. And it can even monitor different sites for multiple appliances.

Complete documentation

SmartMonitoring documents the temperature and all relevant refrigeration parameters for your stored substances, around the clock. This data can then be downloaded directly from the dashboard.

Immediate alarms in the event of deviations

If there are deviations in the storage temperature, you are immediately alerted by email, * text message or phone. This helps you react before problems arise.

* SMS and voice call are available as an optional add on service. Email is included as standard.

Simple commissioning

The new generation of appliances for hotels and catering are already equipped with the SmartModule and can be immediately connected to SmartMonitoring. Predecessor models can be easily connected via the SmartCoolingHub. Find out how Liebherr Service can help you take the first steps towards maximum safety.

The Liebherr factor:

Maximum safety and convenience with SmartMonitoring:

- An easy and convenient monitoring solution for all network-capable Liebherr appliances
- A constant, precise storage temperature is ensured
- Frees you up from time-consuming checks and documentation
- Reliable, digital alarm systems
- All relevant data visible at a glance at any time

Simply uncomplicated

When working with food, things are often hectic. Our professional refrigerators and freezers are therefore equipped with a lot of features and clever details to make your everyday life easier.

Open for convenience: 90° door stopper

If the door is opened more than 90°, it remains open on its own. This gives you enough room for manoeuvre to fill the appliance with both hands, sort or remove goods. This also makes cleaning easier. Under 90°, the door closes automatically to keep the temperature stable and retain the quality of the stored goods.

Just in case: pull-out stop

The pull-out stop in the middle of the grid shelf makes sure your goods are stored securely: The grid shelf cannot be pulled out by mistake – even if things start to get a little hectic. When stocking or emptying the appliance, it remains reliably fixed in position – and you are spared any mishaps, large or small.



Effort-saving: ergonomic slimline handle

Save your energy for more important things: The door handle is designed for frequent use. It is ergonomic and easy to grip with either hand, and it is very easy to clean.

Convenience at your fingertips: intuitive menu navigation

Check the appliance status from the control panel integrated flush in the door without needing to open door. The menu guidance is self-explanatory and is controlled by three touch buttons.


Foot pedal

You can open the appliances using a foot pedal in order to have your hands free for filling.

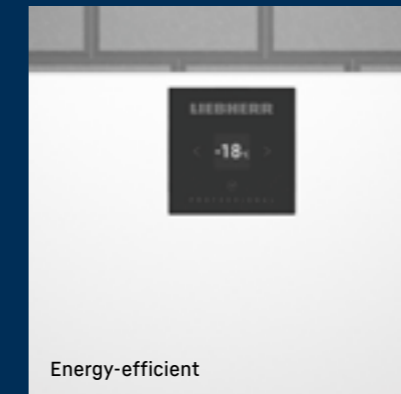


Performance series

Our Performance series concentrates on the essentials: Appliances in this class meet all the requirements for safe, temperature-stable storage. All Performance appliances are made of white steel, are available as solid door models, and are equipped with the SmartFrost function in the freezer variant.



SmartFrost freezer



Energy-efficient



HumidityControl

Perfection series

Perfection series appliances offer everything to meet the highest standards and requirements of professional everyday use. They are made of stainless steel, are available with either solid or glass doors, and feature optimal lighting. Their cooling range spans from -2 °C to +15 °C; the freezers include both the SmartFrost and the NoFrost functions.



Stainless steel housing



Lighting



NoFrost and SmartFrost freezer glass door fridge



Refrigerators and freezers for the hotel and catering industries – recommended by professionals for professionals

High temperatures, tight spaces, lots of bustle – in professional kitchens, refrigerators and freezers have to endure a lot while always providing full capacity. This is exactly why Liebherr developed its portfolio for the hotel and catering industries.

The appliances reliably store foods even at ambient temperatures up to +40 °C with a constant cooling power. They are enormously robust, long-lasting, easy to clean and particularly sustainable, not only thanks to natural refrigerant. At the same time, they fulfil all the valid directives, standards and norms, including in terms of hygiene, HACCP concept and GN containers. The efficient cooling system not only ensures low energy and overall operating costs but also the good feeling that your products are safely stored. You can rely on this – because, after all, it is also our claim to be perfect from the first to the last course.

Refrigerators and freezers



ProfiLine



ProfiPremiumLine



Performance series

Perfection series

	ProfiLine
	GKPV/GGPV
Environmental conditions	Appliances with foamed door: Climate class 5: Appliances with glass door GKPV 6573: Climate class 5:
Temperature stability	EN 16825 Refrigerators: +1 to +15°C / -2 to +15°C Freezers: -10 to -26°C Refrigerators: Class M1 Freezers: Class L1 Refrigerators: with 3 humidity zones Freezers: with NoFrost
Storage safety	Visual and audible alarms Power failure alarm Self-closing door < 90° Mechanical lock
Interfaces	RS485 (optional)
Features	LED 7-segment display with buttons Fridges: GN 2/1, 650 × 530 mm (lengthwise insertion) Freezers: GN 2/1, 650 × 530 mm (lengthwise insertion) Castors as accessory, with adjustable feet as standard Refrigerators: Glass door models with ceiling lighting Full-length integrated handle
Energy consumption	SuperEfficient EU directive 2015/1094
Compliance	Safety machinery directive – EN 60335

ProfiPremiumLine

	GKPV/GGPV
	Appliances with foamed door: Climate class 5:
	EN 16825 Refrigerators: +1 to +15°C / -2 to +15°C Freezers: -10 to -26°C Refrigerators: Class M1 Freezers: Class L1 Refrigerators: with 3 humidity zones Freezers: with NoFrost Visual and audible alarms Power failure alarm Self-closing door < 90° Mechanical lock RS485 LED 7-segment display with buttons Fridges: GN 2/1, 650 × 530 mm (lengthwise insertion) Freezers: GN 2/1, 650 × 530 mm (lengthwise insertion) Castors as accessory, with adjustable feet as standard Full-length integrated handle SuperEfficient EU directive 2015/1094 Safety machinery directive – EN 60335

Performance series

	FRFvg/FFFsg
	Appliances with foamed door: Climate class 5:
	EN 16825 Refrigerators: +1 to +15°C Freezers: -9 to -26°C Refrigerators: Class M1 Freezers: Class L1 Refrigerators: with 3 humidity zones Freezers: with SmartFrost Visual and audible alarms Power failure alarm Self-closing door at < 90° Mechanical lock LAN/WiFi optional (SmartModule) Local AP optional Monochrome display, touch buttons Refrigerators: 75 cm wide: GN 2/1, 650 × 530 mm (crosswise insertion) Freezers: 75 cm wide: Euronorm 600 × 400 mm (crosswise insertion) Individually adjustable maintenance timer Castors/adjustable feet as accessory, 75 cm wide appliances with adjustable feet as standard Aluminium door handle SuperEfficient EU directive 2015/1094 FFFsg no label Safety machinery directive – EN 60335

Perfection series

	FRFCvg/FFFCvg/FFFCsg
	Appliances with foamed door: Climate class 5: Appliances with glass door: Climate class 4:
	EN 16825 Refrigerators: +1 to +15°C / -2 to +15°C Freezers: -9 to -26°C Refrigerators: Class M1 Freezers: Class L1 Refrigerators: with 3 humidity zones Freezers: with SmartFrost and NoFrost Visual and audible alarms Power failure alarm Self-closing door at < 90° Mechanical lock LAN/WiFi optional (SmartModule) Local AP optional Monochrome display, touch buttons Refrigerators: 75 cm wide: GN 2/1, 650 × 530 mm (crosswise insertion) Freezers: 75 cm wide: Euronorm 600 × 400 mm (crosswise insertion) Individually adjustable maintenance timer Castors/adjustable feet as accessory, 75 cm wide appliances with adjustable feet as standard Evaporator cover (stops items freezing onto inner liner), only for glass door models, optional for insulating door models Refrigerators: Insulating and glass door models with ceiling lighting Freezers: LED lighting in the front housing Aluminium door handle SuperEfficient EU directive 2015/1094 FFFCsg no label Safety machinery directive – EN 60335

The advantages at a glance

Pressure compensation valve

The vacuum in the interior generated by repeated opening causes resistance. The pressure compensation valve automatically compensates this – the doors remain simply smooth.

Two highly efficient fans

Two highly efficient fans reduce the energy consumption and ensure an optimal cooling distribution across the Liebherr ventilation system.

Stainless steel exterior housing

The stainless-steel outer housing with single-piece side walls with an 83 mm thick insulation layer is designed without gaps, making it very hygienic and easy to clean.

Operating conditions – high climate class.

In kitchens, things sometimes not only get heated but very hot too. This is why the professional Liebherr appliances are designed for Climate Class 5 with high ambient temperatures up to +40 °C. Even under such extreme conditions, they always work faultlessly and efficiently.



Deep drawn floor tub

The floor tub, moulded from one piece, has large corner radii for easy cleaning and water drainage for optimal hygiene.

Integrated foot pedal

Integrated food pedal for convenient door opening if you have no hands free.



GKPv 6590
ProfiPremiumLine

Needs-based hot gas defrosting

Needs-based hot gas defrosting reduces the defrosting time to approx. 10 minutes and reduces the energy required.

Environmentally friendly coolants

The environmentally friendly coolant R 290, in combination with highly efficient compressors, is powerful and energy efficient.

Temperature and alarm documentation

External temperature and alarm documentation via connection to serial interface and potential-free contact. Connection to SmartMonitoring possible via SmartCoolingHub. (* An interface converter is also required for some models when connecting.)



Deep drawn Gastronorm 2/1 inner liner

The deep drawn Gastronorm 2/1 stainless steel inner liner without any disturbing functional parts increases the usable volume and is easy to clean.

Increasing the usable volume

To save space and increase the interior capacity, functional components such as fans and evaporators are located outside the refrigerator compartment.

Interchangeable door hinge

The door hinges can be replaced without additional components and allow the appliances to be adapted to a new location.

Self-closing door

The self-closing door with easy-to-replace solenoid gasket seals particularly tightly and prevents unnecessary loss of cold. The ergonomic door handle all the way up the door enables the door to be opened easily.

Height-adjustable feet

Height-adjustable feet as standard make cleaning underneath the appliance easy, too.

The GKPv 1490/GKPv 1470/GGPv 1490/GGPv 1470 models can be disassembled and reassembled for easier transportation. This must always be done by a trained technician. Contact Sales for more information.

The two top series, ProfiPremiumLine and ProfiLine, offer everything that discerning commercial users of modern refrigerators and freezers expect: Powerful cooling components ensure quick cooling of food with low consumption. The HACCP-compliant electronics enable accurate temperature settings. Height-adjustable grids and a flexible interior allow for the best variability in storage.

ProfiPremiumLine electronics with integrated temperature display

The easy-to-operate electronics control the energy-saving defrosting function according to the actual need. Via the RS485 interface, appliances can be connected to an external temperature recording software. The integrated data logger registers and stores the minimum and maximum interior temperature for the HACCP-compliant documentation. In the event of temperature deviations, for example because a door stands open for a while, the electronic system gives out a visual and acoustic alarm, thus protecting your goods. The stable film keyboard is insensitive to dust and easy to clean.



Quality right down to the smallest detail



Air circulation system for optimal temperature distribution

The innovative air circulation system ensures an optimal fresh goods storage of the food: Two fans circulate the air via the cooling evaporator, after which it is guided downwards behind an air guide plate. This keeps the air always in circulation – and the temperature distribution even.



Easily accessible refrigeration components

The cooling components are integrated very accessibly into the upper area of the machinery compartment, which significantly increases the capacity of the interior. The front can be easily lifted up to facilitate cleaning or servicing. When opened by more than 45° it can be completely detached.



Self-closing door

For convenient loading or removal of the goods, the doors remain in an open position at an angle of 90°. Under 60°, the doors close on their own – reliably. So that you have your hands free for filling, ProfiPremiumLine appliances can be opened using a foot pedal (optionally available for ProfiLine as well).

Advantage of hot gas defrosting
Reduces the time when the temperature is increased

30 min Electric defrosting	10 min Hot gas defrosting
-------------------------------	------------------------------



Stable, deep drawn inner liner

The deep drawn stainless steel inner lining has integrated ribs for the mounting surfaces. In addition, it is corrosion-resistant, hygienic and particularly easy to clean. The grids are loadable up to 60 kg – which means that even heavy goods present no problem. Gastronorm containers 2/1 can be pushed directly onto the shelf ribs.



Heavy-duty professional half-door

Quicker access for constant quality of goods. In half-door appliances, frequently used products are stored in the upper area, while the lower area provides lots of room for less frequently used goods. Thanks to the split doors with their self-closing mechanism, only a little cold air escapes on opening, and this helps maintain a stable temperature and preserve the quality of the stored items for the long term.

Refrigerators GN 2/1 with dynamic cooling and stainless steel inner liner



GKPv 6590
ProfiPremiumline

Gross / net capacity	597 / 465 litre
Exterior dimensions in mm (w / d / h)	700 / 830 / 2120
Interior dimensions in mm (w / d / h)	510 / 650 / 1550
Energy efficiency class ¹	A
Energy consumption in 365 days	336 kWh
Climate class (energy directive)	5
Temperature class (energy directive)	M1
Climate class (safety standard)	5
Ambient temperature range ²	+10 °C to +40 °C
Refrigerant	R 290
Sound power level	58 dB(A)
Connection rating	4.0 A
Frequency / voltage	50 Hz / 220 – 240V~
Heat output	274 kJ/h
Cooling system / Defrost	forced-air / automatic
Temperature range	-2 °C to +15 °C
Gastronom	GN 2/1, 530 × 650 mm (530 mm wide)
External cabinet finish	stainless steel
Door material	stainless steel
Internal liner material	304-grade stainless steel
Type of control / Temperature display	LED 7-segment display with buttons / external digital visual and audible
Fault: warning signal	yes
Volt-free alarm contact	yes
Connectivity type / Connectivity solution	SmartCoolingHub / retrofittable
Interface	RS485
Adjustable shelves / Shelf material	4 / 304-grade stainless steel wire shelves
Shelf loading	60 kg
Height of adjustable feet	120 – 170 mm
Handle	full-length integrated handle
Foot pedal opener	yes
Type of lock	mechanical
Self-closing door / Door hinges	yes / right, reversible on site
Insulation	83 – 60 mm
Gross / net weight	129 / 113 kg
Remote condensing unit option R 134a	
Accessories	
Stainless steel wire shelf	7112904
Shelf, plastic-coated	7112908
U-shaped trayslide, right / left	
Optional castor set	9590581
SmartCoolingHub	6125784
RS485 interface converter	
Product temperature sensor	9590407
Foot pedal opener	9590659
Side-by-Side set	9901969



GKPv 1490
ProfiPremiumline

Gross / net capacity	1361 / 1056 litre
Exterior dimensions in mm (w / d / h)	1430 / 830 / 2120
Interior dimensions in mm (w / d / h)	1236 / 650 / 1550
Energy efficiency class ¹	C
Energy consumption in 365 days	1084 kWh
Climate class (energy directive)	5
Temperature class (energy directive)	M1
Climate class (safety standard)	5
Ambient temperature range ²	+10 °C to +40 °C
Refrigerant	R 290
Sound power level	58 dB(A)
Connection rating	4.0 A
Frequency / voltage	50 Hz / 220 – 240V~
Heat output	471 kJ/h
Cooling system / Defrost	forced-air / automatic
Temperature range	-2 °C to +15 °C
Gastronom	GN 2/1, 530 × 650 mm (530 mm wide)
External cabinet finish	stainless steel
Door material	stainless steel
Internal liner material	304-grade stainless steel
Type of control / Temperature display	LED 7-segment display with buttons / external digital visual and audible
Fault: warning signal	yes
Volt-free alarm contact	yes
Connectivity type / Connectivity solution	SmartCoolingHub / retrofittable
Interface	RS485
Adjustable shelves / Shelf material	8 / 304-grade stainless steel wire shelves
Shelf loading	60 kg
Height of adjustable feet	120 – 170 mm
Handle	full-length integrated handle
Foot pedal opener	yes
Type of lock	mechanical
Self-closing door / Door hinges	yes / left hand / right hand
Insulation	83 – 60 mm
Gross / net weight	205 / 180 kg
Remote condensing unit option R 134a	
Accessories	
Stainless steel wire shelf	7112904
Shelf, plastic-coated	7112908
U-shaped trayslide, right / left	9001761 / 9001757
Optional castor set	9590583
SmartCoolingHub	6125784
RS485 interface converter	
Product temperature sensor	9590407
Foot pedal opener	9590639
Side-by-Side set	9901969



GKPv 1470
ProfiLine

Gross / net capacity	1361 / 1056 litre
Exterior dimensions in mm (w / d / h)	1430 / 830 / 2120
Interior dimensions in mm (w / d / h)	1236 / 650 / 1550
Energy efficiency class ¹	C
Energy consumption in 365 days	1031 kWh
Climate class (energy directive)	5
Temperature class (energy directive)	M1
Climate class (safety standard)	5
Ambient temperature range ²	+10 °C to +40 °C
Refrigerant	R 290
Sound power level	58 dB(A)
Connection rating	4.0 A
Frequency / voltage	50 Hz / 220 – 240V~
Heat output	471 kJ/h
Cooling system / Defrost	forced-air / automatic
Temperature range	-2 °C to +15 °C
Gastronom	GN 2/1, 530 × 650 mm (530 mm wide)
External cabinet finish	stainless steel
Door material	stainless steel
Internal liner material	304-grade stainless steel
Type of control / Temperature display	LED 7-segment display with buttons / external digital visual and audible
Fault: warning signal	yes
Volt-free alarm contact	yes
Connectivity type / Connectivity solution	SmartCoolingHub / retrofittable
Interface	RS485 (optional)
Adjustable shelves / Shelf material	8 / wire shelves plastic-coated
Shelf loading	60 kg
Height of adjustable feet	120 – 170 mm
Handle	full-length integrated handle
Foot pedal opener	yes
Type of lock	mechanical
Self-closing door / Door hinges	yes / left hand / right hand
Insulation	83 – 60 mm
Gross / net weight	209 / 185 kg
Remote condensing unit option R 134a	
Accessories	
Stainless steel wire shelf	7112904
Shelf, plastic-coated	7112908
U-shaped trayslide, right / left	9001761 / 9001757
Optional castor set	9590583
SmartCoolingHub	
RS485 interface converter	9086860
Product temperature sensor	
Foot pedal opener	9590639
Side-by-Side set	9901969

¹ As per EU Regulation 2015/1094-IV.
² Indicates the ambient temperature at which the appliance can be safely operated.

Refrigerators GN 2/1 with dynamic cooling and stainless steel inner liner



GKPv 6570
ProfiLine

Gross / net capacity	597 / 465 litre
Exterior dimensions in mm (w / d / h)	700 / 830 / 2120
Interior dimensions in mm (w / d / h)	510 / 650 / 1550
Energy efficiency class ¹	B
Energy consumption in 365 days	406 kWh
Climate class (energy directive)	5
Temperature class (energy directive)	M1
Climate class (safety standard)	5
Ambient temperature range ²	+10 °C to +40 °C
Refrigerant	R 290
Sound power level	58 dB(A)
Connection rating	4.0 A
Frequency / voltage	50 Hz / 220 – 240V~
Heat output	275 kJ/h
Cooling system / Defrost	forced-air / automatic
Temperature range	-2 °C to +15 °C
Gastronom	GN 2/1, 530 × 650 mm (530 mm wide)
External cabinet finish	stainless steel
Door material	stainless steel
Internal liner material	304-grade stainless steel
Type of control / Temperature display	LED 7-segment display with buttons / external digital visual and audible
Fault: warning signal	yes
Volt-free alarm contact	yes
Connectivity type / Connectivity solution	SmartCoolingHub / retrofittable
Interface	RS485 (optional)
Adjustable shelves / Shelf material	4 / wire shelves plastic-coated
Shelf loading	60 kg
Height of adjustable feet	120 – 170 mm
Handle	full-length integrated handle
Foot pedal opener	yes
Type of lock	mechanical
Self-closing door / Door hinges	yes / right, reversible on site
Insulation	83 – 60 mm
Gross / net weight	129 / 112 kg
Remote condensing unit option R 134a	
Accessories	
Stainless steel wire shelf	7112904
Shelf, plastic-coated	7112908
U-shaped trayslide, right / left	
Optional castor set	9590581
SmartCoolingHub	
RS485 interface converter	9086860
Product temperature sensor	
Foot pedal opener	9590659
Side-by-Side set	9901969



GKPv 6577
ProfiLine

Gross / net capacity	596 / 464 litre
Exterior dimensions in mm (w / d / h)	700 / 838 / 2120
Interior dimensions in mm (w / d / h)	510 / 650 / 1550
Energy efficiency class ¹	C
Energy consumption in 365 days	578 kWh
Climate class (energy directive)	5
Temperature class (energy directive)	M1
Climate class (safety standard)	5
Ambient temperature range ²	+10 °C to +40 °C
Refrigerant	R 290
Sound power level	60 dB(A)
Connection rating	4.0 A
Frequency / voltage	50 Hz / 220 – 240V~
Heat output	275 kJ/h
Cooling system / Defrost	forced-air / automatic
Temperature range	-2 °C to +15 °C
Gastronom	GN 2/1, 530 × 650 mm (530 mm wide)
External cabinet finish	stainless steel
Door material	stainless steel
Internal liner material	304-grade stainless steel
Type of control / Temperature display	LED 7-segment display with buttons / external digital visual and audible
Fault: warning signal	yes
Volt-free alarm contact	yes
Connectivity type / Connectivity solution	SmartCoolingHub / retrofittable
Interface	RS485 (optional)
Adjustable shelves / Shelf material	4 / wire shelves plastic-coated
Shelf loading	60 kg
Height of adjustable feet	120 – 170 mm
Handle	full-length integrated handle
Foot pedal opener	yes
Type of lock	mechanical
Self-closing door / Door hinges	yes / right, reversible on site
Insulation	83 – 60 mm
Gross / net weight	132 / 115 kg
Remote condensing unit option R 134a	
Accessories	
Stainless steel wire shelf	7112904
Shelf, plastic-coated	7112908
U-shaped trayslide, right / left	
Optional castor set	9590581
SmartCoolingHub	
RS485 interface converter	9086860
Product temperature sensor	
Foot pedal opener	9590659
Side-by-Side set	

Refrigerators GN 2/1 with dynamic cooling and stainless steel inner liner



GKPv 6573
ProfiLine

Gross / net capacity	597 / 465 litre
Exterior dimensions in mm (w / d / h)	700 / 830 / 2120
Interior dimensions in mm (w / d / h)	510 / 650 / 1500
Energy efficiency class ¹	C
Energy consumption in 365 days	577 kWh
Climate class (energy directive)	5
Temperature class (energy directive)	M1
Climate class (safety standard)	5
Ambient temperature range ²	+10 °C to +40 °C
Refrigerant	R 290
Sound power level	58 dB(A)
Connection rating	4.0 A
Frequency / voltage	50 Hz / 220 – 240V~
Heat output	275 kJ/h
Cooling system	forced-air
Defrost	automatic
Temperature range	+1 °C to +15 °C
Gastronorm	GN 2/1, 530 × 650 mm (530 mm wide)
External cabinet finish	stainless steel
Door material	glass door with stainless steel frame
Internal liner material	304-grade stainless steel
Type of control	LED 7-segment display with buttons
Temperature display	external digital
Fault: warning signal	visual and audible
Interior light	LED, separate connection
Connectivity type	SmartCoolingHub
Connectivity solution	retrofittable
Interface	RS485 (optional)
Adjustable shelves	4
Shelf material	wire shelves plastic-coated
Shelf loading	60 kg
Height of adjustable feet	120 – 170 mm
Handle	full-length integrated handle
Type of lock	mechanical
Self-closing door	yes
Door hinges	right, reversible on site
Insulation	83 – 60 mm
Gross / net weight	135 / 119 kg
Accessories	
Stainless steel wire shelf	7112904
Shelf, plastic-coated	7112908
Optional castor set	9590581
RS485 interface converter	9086860
Foot pedal opener	9590659
Side-by-Side set	9901969

Freezers GN 2/1 with dynamic cooling and stainless steel inner liner



GGPv 6590
ProfiPremiumline

Gross / net capacity	597 / 465 litre
Exterior dimensions in mm (w / d / h)	700 / 830 / 2120
Interior dimensions in mm (w / d / h)	510 / 650 / 1500
Energy efficiency class ¹	B
Energy consumption in 365 days	1165 kWh
Climate class (energy directive)	5
Temperature class (energy directive)	L1
Climate class (safety standard)	5
Ambient temperature range ²	+10 °C to +40 °C
Refrigerant	R 600a
Sound power level	60 dB(A)
Connection rating	1.5 A
Frequency / voltage	50 Hz / 220 – 240V~
Heat output	767 kJ/h
Cooling system / Defrost	forced-air / automatic
Temperature range	-10 °C to -26 °C
Gastronorm	GN 2/1, 530 × 650 mm (530 mm wide)
External cabinet finish	stainless steel
Door material	stainless steel
Internal liner material	304-grade stainless steel
Type of control / Temperature display	LED 7-segment display with buttons / external digital
Fault: warning signal	visual and audible
Volt-free alarm contact	yes
Connectivity type / Connectivity solution	SmartCoolingHub / retrofittable
Interface	RS485
Adjustable shelves	4
Shelf material	304-grade stainless steel wire shelves
Shelf loading	60 kg
Height of adjustable feet	120 – 170 mm
Handle	full-length integrated handle
Foot pedal opener	yes
Type of lock	mechanical
Self-closing door	yes
Door hinges	right, reversible on site
Insulation	83 – 60 mm
Gross / net weight	132 / 115 kg
Accessories	
Stainless steel wire shelf	7112904
Shelf, plastic-coated	7112908
U-shaped trayslide, right / left	
Optional castor set	9590581
SmartCoolingHub	6125784
Product temperature sensor	9590407
Foot pedal opener	9590659
Side-by-Side set	9901969



GGPv 1490
ProfiPremiumline

Gross / net capacity	1361 / 1056 litre
Exterior dimensions in mm (w / d / h)	1430 / 830 / 2120
Interior dimensions in mm (w / d / h)	1236 / 650 / 1500
Energy efficiency class ¹	C
Energy consumption in 365 days	3287 kWh
Climate class (energy directive)	5
Temperature class (energy directive)	L1
Climate class (safety standard)	5
Ambient temperature range ²	+10 °C to +40 °C
Refrigerant	R 290
Sound power level	60 dB(A)
Connection rating	4.0 A
Frequency / voltage	50 Hz / 220 – 240V~
Heat output	1984 kJ/h
Cooling system / Defrost	forced-air / automatic
Temperature range	-10 °C to -26 °C
Gastronorm	GN 2/1, 530 × 650 mm (530 mm wide)
External cabinet finish	stainless steel
Door material	stainless steel
Internal liner material	304-grade stainless steel
Type of control / Temperature display	LED 7-segment display with buttons / external digital
Fault: warning signal	visual and audible
Volt-free alarm contact	yes
Connectivity type / Connectivity solution	SmartCoolingHub / retrofittable
Interface	RS485
Adjustable shelves	8
Shelf material	304-grade stainless steel wire shelves
Shelf loading	60 kg
Height of adjustable feet	120 – 170 mm
Handle	full-length integrated handle
Foot pedal opener	yes
Type of lock	mechanical
Self-closing door	yes
Door hinges	left hand / right hand
Insulation	83 – 60 mm
Gross / net weight	213 / 189 kg
Accessories	
Stainless steel wire shelf	7112904
Shelf, plastic-coated	7112908
U-shaped trayslide, right / left	9001761 / 9001757
Optional castor set	9590583
SmartCoolingHub	6125784
Product temperature sensor	9590407
Foot pedal opener	9590639
Side-by-Side set	9901969

Freezers GN 2/1 with dynamic cooling and stainless steel inner liner



GGPv 1470
ProfiLine

Gross / net capacity	1361 / 1056 litre
Exterior dimensions in mm (w / d / h)	1430 / 830 / 2120
Interior dimensions in mm (w / d / h)	1236 / 650 / 1550
Energy efficiency class ¹	C
Energy consumption in 365 days	3333 kWh
Climate class (energy directive)	5
Temperature class (energy directive)	L1
Climate class (safety standard)	5
Ambient temperature range ²	+10 °C to +40 °C
Refrigerant	R 290
Sound power level	60 dB(A)
Connection rating	4.0 A
Frequency / voltage	50 Hz / 220 - 240V~
Heat output	1984 kJ/h
Cooling system	forced-air
Defrost	automatic
Temperature range	-10 °C to -26 °C
Gastronorm	GN 2/1, 530 × 650 mm (530 mm wide)
External cabinet finish	stainless steel
Door material	stainless steel
Internal liner material	304-grade stainless steel
Type of control	LED 7-segment display with buttons
Temperature display	external digital
Fault: warning signal	visual and audible
Connectivity type	SmartCoolingHub
Connectivity solution	retrofittable
Interface	RS485 (optional)
Adjustable shelves	8
Shelf material	wire shelves plastic-coated
Shelf loading	60 kg
Height of adjustable feet	120 - 170 mm
Handle	full-length integrated handle
Type of lock	mechanical
Self-closing door	yes
Door hinges	left hand / right hand
Insulation	83 - 60 mm
Gross / net weight	214 / 196 kg
Accessories	
Stainless steel wire shelf	7112904
Shelf, plastic-coated	7112908
U-shaped trayslide, right / left	9001761 / 9001757
Optional castor set	9590583
RS485 interface converter	9086860
Foot pedal opener	9590639
Side-by-Side set	9901969

Freezers GN 2/1 with dynamic cooling and stainless steel inner liner



GGPv 6570
ProfiLine

Gross / net capacity	597 / 465 litre
Exterior dimensions in mm (w / d / h)	700 / 830 / 2120
Interior dimensions in mm (w / d / h)	510 / 650 / 1550
Energy efficiency class ¹	C
Energy consumption in 365 days	1874 kWh
Climate class (energy directive)	5
Temperature class (energy directive)	L1
Climate class (safety standard)	5
Ambient temperature range ²	+10 °C to +40 °C
Refrigerant	R 290
Sound power level	60 dB(A)
Connection rating	4.0 A
Frequency / voltage	50 Hz / 220 - 240V~
Heat output	1088 kJ/h
Cooling system	forced-air
Defrost	automatic
Temperature range	-10 °C to -26 °C
Gastronorm	GN 2/1, 530 × 650 mm (530 mm wide)
External cabinet finish	stainless steel
Door material	stainless steel
Internal liner material	304-grade stainless steel
Type of control	LED 7-segment display with buttons
Temperature display	external digital
Fault: warning signal	visual and audible
Connectivity type	SmartCoolingHub
Connectivity solution	retrofittable
Interface	RS485 (optional)
Adjustable shelves	4
Shelf material	wire shelves plastic-coated
Shelf loading	60 kg
Height of adjustable feet	120 - 170 mm
Handle	full-length integrated handle
Type of lock	mechanical
Self-closing door	yes
Door hinges	right, reversible on site
Insulation	83 - 60 mm
Gross / net weight	137 / 120 kg
Accessories	
Stainless steel wire shelf	7112904
Shelf, plastic-coated	7112908
U-shaped trayslide, right / left	9001761 / 9001757
Optional castor set	9590581
RS485 interface converter	9086860
Foot pedal opener	9590659
Side-by-Side set	9901969

¹ As per EU Regulation 2015/1094-IV.
² Indicates the ambient temperature at which the appliance can be safely operated.



GGPv 6577
ProfiLine

Gross / net capacity	596 / 464 litre
Exterior dimensions in mm (w / d / h)	700 / 838 / 2120
Interior dimensions in mm (w / d / h)	510 / 650 / 1550
Energy efficiency class ¹	D
Energy consumption in 365 days	2552 kWh
Climate class (energy directive)	5
Temperature class (energy directive)	L1
Climate class (safety standard)	5
Ambient temperature range ²	+10 °C to +40 °C
Refrigerant	R 290
Sound power level	62 dB(A)
Connection rating	4.0 A
Frequency / voltage	50 Hz / 220 - 240V~
Heat output	1088 kJ/h
Cooling system	forced-air
Defrost	automatic
Temperature range	-10 °C to -26 °C
Gastronorm	GN 2/1, 530 × 650 mm (530 mm wide)
External cabinet finish	stainless steel
Door material	stainless steel
Internal liner material	304-grade stainless steel
Type of control	LED 7-segment display with buttons
Temperature display	external digital
Fault: warning signal	visual and audible
Connectivity type	SmartCoolingHub
Connectivity solution	retrofittable
Interface	RS485 (optional)
Adjustable shelves	4
Shelf material	wire shelves plastic-coated
Shelf loading	60 kg
Height of adjustable feet	120 - 170 mm
Handle	full-length integrated handle
Type of lock	mechanical
Self-closing door	yes
Door hinges	right, reversible on site
Insulation	83 - 60 mm
Gross / net weight	137 / 121 kg
Accessories	
Stainless steel wire shelf	7112904
Shelf, plastic-coated	7112908
U-shaped trayslide, right / left	9001761 / 9001757
Optional castor set	9590581
RS485 interface converter	9086860
Foot pedal opener	9590659
Side-by-Side set	9901969



Longer shelf life, shorter walking distances – with the new counter fridges and freezers by Liebherr

Hectic activity in a confined space – working in a professional kitchen requires appliances that can adapt and always work perfectly in every situation. Custom-fit Liebherr counter fridges in well thought-out heights enable short walking distances and optimum workflows. Thanks to even temperature distribution up to the last corner, they keep foods reliably fresh and appealing for longer. And in a place where they are easy to reach. In combination with high-quality stainless steel, Liebherr's counter fridges ensure condensation-free, hygienic storage and maximum ease of cleaning. Even more convenience is guaranteed by the GN-compliant drawers, the number of which can be selected according to your individual needs. However, with our new appliance series, you not only benefit from enormous flexibility but also from maximum robustness and longevity. And not least, low energy and overall operating costs.

The advantages at a glance



Compatible with standard containers

Liebherr refrigerators for the catering industry are generally designed for use with Euro standard gastronomy containers. This means that any standard container used prior to now will fit.

Food-safe interior

All materials used in Liebherr appliances for the catering industry are food-safe and thus ideally suitable for storing unpackaged foods.

1/3, 1/2 and 2/3 drawers

Liebherr counter fridges can be configured with drawers of different heights depending on your needs. You can choose between three variants: 1/3, 1/2 or 2/3 drawers.



Worktops

With the matching stainless steel worktop, your Liebherr counter fridge becomes the perfect work surface – with or without splash protection as desired. And if you're planning a customised solution, our counter fridges are also available as a version without a worktop.



Compliance with DIN EN 60335 for appliance safety

For best-possible product safety, in addition to the legally required UKCA/CE marking, all safety-related areas are tested by an independent laboratory.

Energy label according to EU Directive 2015/1094

The energy label shows at a glance just how economical professional Liebherr appliances are. This low energy consumption also translates into low overall operating costs.



Height adjustable feet

With height-adjustable feet, the height of the appliance can be adjusted to your needs. For example, you can raise your appliance to clean under it more easily.



Removable drawers

Every detail of a Liebherr counter fridge is designed for functionality. For example, the drawers can be effortlessly removed for cleaning. Afterwards, they are just as easy to hook back into the telescopic rails.




Doors

Counter fridges are available in two versions: with drawers or with a door. The latter remains open automatically at an opening angle of more than 90° for easy loading and unloading.

Intuitive menu navigation

Convenience at your fingertips: Read out the appliance status from the control panel integrated flush in the door without needing to open it. The menu guidance is self-explanatory and controlled by three touch buttons.

Quality right down to the smallest detail



Stainless steel interior and exterior

Hygienic and long-lasting: The entire body and interior are made of high-quality stainless steel, which means the appliance is easy to clean and can be enjoyed by the customer for a very long time.



Ultra-efficient

Rising electricity prices are increasing the demands on the efficiency of refrigerators and freezers. From the compressor to the seal and the electronics, Liebherr fully utilises the savings potential of all components. The result is impressive – especially in terms of lifetime operating costs.



Replaceable door seal

Save time and money: Liebherr's plug-in door seals can be easily replaced. If a seal is damaged, you can replace it yourself without any tools.

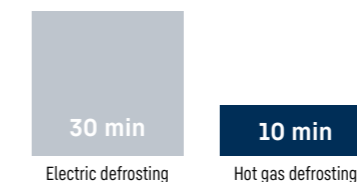


LIEBHERR



Advantage of hot gas defrosting

Reduces the time when the temperature is increased



Frame heating

No need to worry about mould or ice ever again. To prevent condensation, all Liebherr professional counter fridges and freezers are equipped with frame heating. This not only reduces cleaning effort but also improves hygiene.

Energy-efficient hot gas defrosting (for plug-in models)

Defrost quicker and less often. The electronic controller calculates the optimum defrost cycles based on the compressor run-time. Energy-efficient hot gas reduces the defrosting time from about 30 to just about 10 minutes – with only a minimum temperature increase in the appliance. This means the food doesn't have to be taken out during defrosting and is not unnecessarily exposed to changes in temperature.

Temperature stability meets the requirements of DIN EN 16825:2015

If they are to maintain their quality, groceries may only be subjected to minor temperature fluctuations. With stable values between -1 °C and +5 °C or between -15 °C and -18 °C, Liebherr appliances provide ideal conditions.

Convenience at your fingertips

The electronics controlled by touch buttons enable accurate temperature setting.

Overview of the product range

Two compartments



Three compartments





Four compartments



Drawer options



 100–150 mm
Height adjustable feet
Optional: Without feet

 Optional: Castors

- 1 Doors**
- 2 Drawers 2 x 1/2**
(interior height 20 cm)
- 3 Drawers 3 x 1/3**
(interior height 14 cm)
- 4 Drawers 1/3 + 2/3**
(interior height 30 cm)

Plug-in solution and remote cooling

All our counter fridges and freezers are available as either a plug-in appliance or with remote cooling. This means they can be perfectly adapted to your individual needs or local conditions. All models can also be installed on a pedestal.

Model variants (worktop)

Additional number for the worktop

001	Without worktop
T01	Stainless steel worktop without splash protection
S01	Stainless steel worktop with splash protection



The worktops of the new counter fridges and freezers are available in three different variants. The corresponding number must be added to the end of the model number (001, T01, S01). **Example: FFTSvsg 7521 001**

Counter fridges

Product name		Doors/drawers (left to right)			
Plug-in	Remote	First compartment	Second compartment	Third compartment	Fourth compartment
FRTSvsg 7521	FRTSrg 7521	Insulated door	Insulated door		
FRTSvsg 7550	FRTSrg 7550	Drawers 2 x 1/2	Insulated door		
FRTSvsg 7551	FRTSrg 7551	Drawers 1/3 + 2/3	Insulated door		
FRTSvsg 7552	FRTSrg 7552	Drawers 3 x 1/3	Insulated door		
FRTSvsg 7522	FRTSrg 7522	Drawers 2 x 1/2	Drawers 2 x 1/2		
FRTSvsg 7523	FRTSrg 7523	Drawers 3 x 1/3	Drawers 2 x 1/2		
FRTSvsg 7524	FRTSrg 7524	Drawers 3 x 1/3	Drawers 3 x 1/3		
FRTSvsg 7531	FRTSrg 7531	Insulated door	Insulated door	Insulated door	
FRTSvsg 7553	FRTSrg 7553	Drawers 2 x 1/2	Insulated door	Insulated door	
FRTSvsg 7555	FRTSrg 7555	Drawers 3 x 1/3	Insulated door	Insulated door	
FRTSvsg 7556	FRTSrg 7556	Drawers 2 x 1/2	Drawers 2 x 1/2	Insulated door	
FRTSvsg 7559	FRTSrg 7559	Drawers 1/3 + 2/3	Drawers 2 x 1/2	Insulated door	
FRTSvsg 7561	FRTSrg 7561	Drawers 3 x 1/3	Drawers 1/3 + 2/3	Insulated door	
FRTSvsg 7532	FRTSrg 7532	Drawers 2 x 1/2	Drawers 2 x 1/2	Drawers 2 x 1/2	
FRTSvsg 7563	FRTSrg 7563	Drawers 2 x 1/2	Drawers 2 x 1/2	Drawers 3 x 1/3	
FRTSvsg 7565	FRTSrg 7565	Drawers 2 x 1/2	Drawers 3 x 1/3	Drawers 3 x 1/3	
FRTSvsg 7566	FRTSrg 7566	Drawers 2 x 1/2	Drawers 3 x 1/3	Drawers 1/3+2/3	
FRTSvsg 7541	FRTSrg 7541	Insulated door	Insulated door	Insulated door	Insulated door
FRTSvsg 7570	FRTSrg 7570	Drawers 2 x 1/2	Insulated door	Insulated door	Insulated door
FRTSvsg 7572	FRTSrg 7572	Drawers 3 x 1/3	Insulated door	Insulated door	Insulated door
FRTSvsg 7573	FRTSrg 7573	Drawers 2 x 1/2	Drawers 2 x 1/2	Insulated door	Insulated door
FRTSvsg 7576	FRTSrg 7576	Drawers 2 x 1/2	Drawers 1/3 + 2/3	Insulated door	Insulated door
FRTSvsg 7578	FRTSrg 7578	Drawers 2 x 1/2	Drawers 2 x 1/2	Drawers 2 x 1/2	Insulated door
FRTSvsg 7582	FRTSrg 7582	Drawers 2 x 1/2	Drawers 2 x 1/2	Drawers 3 x 1/3	Insulated door

Counter freezers

Plug-in	Remote	First compartment	Second compartment	Third compartment	Fourth compartment
FFTSvsg 7521	FFTSrg 7521	Insulated door	Insulated door		
FFTSvsg 7531	FFTSrg 7531	Insulated door	Insulated door	Insulated door	
FFTSvsg 7541	FFTSrg 7541	Insulated door	Insulated door	Insulated door	Insulated door



FRTSvsg 7563 version 001

Performance

Gross / net capacity	440 / 201 litre
Exterior dimensions in mm (w / d / h)	1780 / 700 / 810
Interior dimensions in mm (w / d / h)	1320 / 550 / 570
Energy efficiency class ¹	D
Energy consumption in 365 days	1181 kWh
Climate class (energy directive)	4
Temperature class (energy directive)	M1
Climate class (safety standard)	5
Ambient temperature range ²	+10 °C to +40 °C
Refrigerant	R 290
Sound power level	56 dB(A)
Connection rating	1.2 A
Frequency / voltage	50 Hz / 220 - 240V~
Cooling system / Defrost	forced-air / automatic
Temperature range	-2 °C to +8 °C
Gastronorm	GN 1/1, 530 x 325 mm (530 mm wide)
External cabinet finish	304-grade stainless steel / stainless steel
Door material	304-grade stainless steel
Internal liner material	304-grade stainless steel
Type of control / Temperature display	LED 7-segment display with buttons / external digital visual
Fault: warning signal	visual
Number of compartments	3
Compartment 1	2 drawers 1/2
Compartment 2	2 drawers 1/2
Compartment 3	3 drawers 1/3
Drawer pull-out system	full extension telescopic rail
Worktop	without worktop
Min. / max. temperature display	yes
Connectivity type / Connectivity solution	SmartCoolingHub / retrofittable
Interface	RS485 (optional)
Fridge compartment storage shelves / Adjustable shelves	
Shelf material	wire shelves plastic-coated
Shelf loading	30 kg
Height of adjustable feet	100 - 150 mm
Handle	full-length integrated handle
Self-closing door	yes
Door hinges	left hand / right hand
Insulation	60 mm
Gross / net weight	216 / 195 kg
Accessories	
Stainless steel / grey grid shelf	7790638 / 7790551
Left bearing bracket	7790590
Right bearing bracket	7790589
RS485 interface converter	7790639
Caster set, 4 pieces	7790636

FRTSvsg 7531 version S01

Performance

Gross / net capacity	440 / 274 litre
Exterior dimensions in mm (w / d / h)	1780 / 700 / 950
Interior dimensions in mm (w / d / h)	1320 / 555 / 570
Energy efficiency class ¹	B
Energy consumption in 365 days	656 kWh
Climate class (energy directive)	5
Temperature class (energy directive)	M1
Climate class (safety standard)	5
Ambient temperature range ²	+10 °C to +40 °C
Refrigerant	R 290
Sound power level	56 dB(A)
Connection rating	1.2 A
Frequency / voltage	50 Hz / 220 - 240V~
Cooling system / Defrost	forced-air / automatic
Temperature range	-2 °C to +8 °C
Gastronorm	GN 1/1, 530 x 325 mm (530 mm wide)
External cabinet finish	304-grade stainless steel / stainless steel
Door material	304-grade stainless steel
Internal liner material	304-grade stainless steel
Type of control / Temperature display	LED 7-segment display with buttons / external digital visual
Fault: warning signal	visual
Number of compartments	3
Compartment 1	door
Compartment 2	door
Compartment 3	door
Drawer pull-out system	
Worktop	worktop with splash protection
Min. / max. temperature display	yes
Connectivity type / Connectivity solution	SmartCoolingHub / retrofittable
Interface	RS485 (optional)
Fridge compartment storage shelves / Adjustable shelves	9 / 6
Shelf material	wire shelves plastic-coated
Shelf loading	30 kg
Height of adjustable feet	100 - 150 mm
Handle	full-length integrated handle
Self-closing door	yes
Door hinges	left hand / right hand
Insulation	60 mm
Gross / net weight	212 / 190 kg
Accessories	
Stainless steel / grey grid shelf	7790638 / 7790551
Left bearing bracket	7790590
Right bearing bracket	7790589
RS485 interface converter	7790639
Caster set, 4 pieces	7790636



FFTSvsg 7531 version T01

Performance

Gross / net capacity	440 / 273 litre
Exterior dimensions in mm (w / d / h)	1780 / 700 / 850
Interior dimensions in mm (w / d / h)	1320 / 550 / 570
Energy efficiency class ¹	D
Energy consumption in 365 days	2892 kWh
Climate class (energy directive)	5
Temperature class (energy directive)	L1
Climate class (safety standard)	5
Ambient temperature range ²	+10 °C to +40 °C
Refrigerant	R 290
Sound power level	63 dB(A)
Connection rating	3.9 A
Frequency / voltage	50 Hz / 220 - 240V~
Cooling system / Defrost	forced-air / automatic
Temperature range	-10 °C to -20 °C
Gastronorm	GN 1/1, 530 x 325 mm (530 mm wide)
External cabinet finish	304-grade stainless steel / stainless steel
Door material	304-grade stainless steel
Internal liner material	304-grade stainless steel
Type of control / Temperature display	LED 7-segment display with buttons / external digital visual
Fault: warning signal	visual
Number of compartments	3
Compartment 1	door
Compartment 2	door
Compartment 3	door
Drawer pull-out system	
Worktop	with worktop
Min. / max. temperature display	yes
Connectivity type / Connectivity solution	SmartCoolingHub / retrofittable
Interface	RS485 (optional)
Storage shelves / Adjustable shelves	9 / 6
Shelf material	wire shelves plastic-coated
Shelf loading	30 kg
Height of adjustable feet	100 - 150 mm
Handle	full-length integrated handle
Self-closing door	yes
Door hinges	left hand / right hand
Insulation	60 mm
Gross / net weight	207 / 186 kg
Accessories	
Stainless steel / grey grid shelf	7790638 / 7790551
Left bearing bracket	7790590
Right bearing bracket	7790589
RS485 interface converter	7790639
Caster set, 4 pieces	7790636

FRTSvsg 7522 version T01

Performance

Gross / net capacity	280 / 131 litre
Exterior dimensions in mm (w / d / h)	1300 / 700 / 850
Interior dimensions in mm (w / d / h)	840 / 555 / 570
Energy efficiency class ¹	C
Energy consumption in 365 days	821 kWh
Climate class (energy directive)	4
Temperature class (energy directive)	M1
Climate class (safety standard)	5
Ambient temperature range ²	+10 °C to +40 °C
Refrigerant	R 290
Sound power level	56 dB(A)
Connection rating	1.2 A
Frequency / voltage	50 Hz / 220 - 240V~
Cooling system / Defrost	forced-air / automatic
Temperature range	-2 °C to +8 °C
Gastronorm	GN 1/1, 530 x 325 mm (530 mm wide)
External cabinet finish	304-grade stainless steel / stainless steel
Door material	304-grade stainless steel
Internal liner material	304-grade stainless steel
Type of control / Temperature display	LED 7-segment display with buttons / external digital visual
Fault: warning signal	visual
Number of compartments	2
Compartment 1	2 drawers 1/2
Compartment 2	2 drawers 1/2
Drawer pull-out system	full extension telescopic rail
Worktop	with worktop
Min. / max. temperature display	yes
Connectivity type / Connectivity solution	SmartCoolingHub / retrofittable
Interface	RS485 (optional)
Fridge compartment storage shelves / Adjustable shelves	
Shelf material	wire shelves plastic-coated
Shelf loading	30 kg
Height of adjustable feet	100 - 150 mm
Handle	full-length integrated handle
Self-closing door	yes
Door hinges	left hand / right hand
Insulation	60 mm
Gross / net weight	184 / 166 kg
Accessories	
Stainless steel / grey grid shelf	7790638 / 7790551
Left bearing bracket	7790590
Right bearing bracket	7790589
RS485 interface converter	7790639
Caster set, 4 pieces	7790636

The advantages at a glance

Dynamic cooling system

Powerful dynamic cooling system for stable and evenly distributed interior temperatures. The fan/door contact switch minimises loss of cold air when opening the door. Thanks to the evaporator, the system is virtually maintenance-free.



Compatible with standard containers

Liebherr refrigerators for the catering industry are generally designed for use with Euro standard gastronomy containers. This means that any standard container used prior to now will fit.

Grid shelves

The plastic-coated grid shelves allow versatile use of the interior and can carry up to 60 kg, meaning that goods can be stored safely, even when extremely heavy.

Seamless inner liner

In commercial design, the moulded inner liners are made of food-safe polystyrene. They are odourless, very robust, long-lasting and are easy to clean thanks to their large corner radii – therefore very hygienic.


Stainless steel housing

The stainless-steel outer housing with single-piece side walls is designed without gaps, and is thus very hygienic and easy to clean.



Floor drainage

The integrated floor drainage in Liebherr's catering appliance enables convenient cleaning in small spaces. Water simply drains away and your appliance is soon hygienically clean again.



FRFCvg 6511 Perfection

LightAlarm

In the event of an uncontrolled temperature rise or other problems, the interior light of the appliance starts flashing. This quickly shows when action is needed.



LED lighting

Even in a dark environment, the LED ceiling lighting provides good illumination of the interior. This not only saves time looking for what you want, but above all, cuts energy costs.

Smart Frost

SmartFrost greatly reduces the frost build-up in the interior and on the stored food. Defrosting is required less often because the foam-insulated evaporator ensures even and energy efficient cooling.

No Frost

With professional appliances from Liebherr, defrosting is no longer necessary. Any moisture that occurs is combated by the fan-assisted cooling, and cyclical defrosting phases remove even the last moisture particles out of the interior. For convenient, safe, and ice-free storage.



Convenience at your fingertips

Read out the appliance status from the control panel integrated flush in the door without needing to open it. The menu guidance is self-explanatory and controlled by three touch buttons.



Extended temperature range -2 °C/+15 °C

Liebherr refrigerators have an extended temperature range from -2 °C to +15 °C, so even meat stays fresh and tasty for longer.



HumidityControl

The perfect climate conditions can only be created with the correct combination of temperature and humidity. HumidityControl allows you to adjust the humidity to your needs. For an optimal storage climate and the opportunity to enjoy that freshness for even longer.

Refrigerators GN 2/1 with dynamic cooling and plastic inner liner



FRFCvg 6511

Perfection

Gross / net capacity	688 / 478 litre
Exterior dimensions in mm (w / d / h)	747 / 769 / 2018
Interior dimensions in mm (w / d / h)	620 / 531 / 1642
Energy efficiency class ¹	D
Energy consumption in 365 days	984 kWh
Climate class (energy directive)	4
Temperature class (energy directive)	M1
Climate class (safety standard)	5
Ambient temperature range ²	+10 °C to +40 °C
Refrigerant	R 600a
Sound power level	49 dB(A)
Connection rating	2.0 A
Frequency / voltage	50 Hz / 220 - 240V~
Heat output	658 kJ/h
Cooling system / Defrost	forced-air / automatic
Temperature range	+1 °C to +15 °C
Gastronom	GN 2/1, 650 × 530 mm (650 mm wide)
External cabinet finish	stainless steel
Door material	glass
Internal liner material	moulded polystyrol (silver)
Type of control	monochrome display, touch buttons
Temperature display	external digital
Fault: warning signal	visual and audible
Interior light	LED ceiling lighting, separate connection and dimmable
Connectivity type	SmartModule
Connectivity solution	retrofittable
Interface	WiFi/LAN (optional)
Adjustable shelves	5
Shelf material	wire shelves plastic-coated
Shelf loading	60 kg
Height of adjustable feet	150 - 180 mm
Handle	aluminium handle
Type of lock	mechanical
Self-closing door	yes
Door hinges	right, reversible on site
Insulation	43/26 mm
Gross / net weight	118 / 109 kg

Accessories	
Stainless steel / grey / white grid shelf	7112570 / 7112568 / 7112566
Stainless steel / grey / white base grid	7113227 / 7113231 / 7113223
Castors Ø 80 mm	9086926
Castors Ø 100 mm	9080023
Additional lock barrels (up to 5)	on request
Side-by-Side set	on request
SmartModule	6145269

Refrigerators GN 2/1 with dynamic cooling and plastic inner liner



FRFCvg 6501

Perfection

Gross / net capacity	655 / 479 litre
Exterior dimensions in mm (w / d / h)	747 / 769 / 2018
Interior dimensions in mm (w / d / h)	620 / 531 / 1660
Energy efficiency class ¹	C
Energy consumption in 365 days	635 kWh
Climate class (energy directive)	5
Temperature class (energy directive)	M1
Climate class (safety standard)	5
Ambient temperature range ²	+10 °C to +40 °C
Refrigerant	R 600a
Sound power level	49 dB(A)
Connection rating	2.0 A
Frequency / voltage	50 Hz / 220 - 240V~
Heat output	408 kJ/h
Cooling system / Defrost	forced-air / automatic
Temperature range	-2 °C to +15 °C
Gastronom	GN 2/1, 650 × 530 mm (650 mm wide)
External cabinet finish	stainless steel
Door material	steel
Internal liner material	moulded polystyrol (silver)
Type of control	monochrome display, touch buttons
Temperature display	external digital
Fault: warning signal	visual and audible
Interior light	LED ceiling lighting
Connectivity type	SmartModule
Connectivity solution	retrofittable
Interface	WiFi/LAN (optional)
Adjustable shelves	5
Shelf material	wire shelves plastic-coated
Shelf loading	60 kg
Height of adjustable feet	150 - 180 mm
Handle	aluminium handle
Type of lock	mechanical
Self-closing door	yes
Door hinges	right, reversible on site
Insulation	43/57 mm
Gross / net weight	92 / 83 kg

Accessories	
Stainless steel / grey / white grid shelf	7112570 / 7112568 / 7112566
Stainless steel / grey / white base grid	7113227 / 7113231 / 7113223
Castors Ø 80 mm	9086926
Castors Ø 100 mm	9080023
Additional lock barrels (up to 5)	on request
Side-by-Side set	on request
SmartModule	6145269

¹ As per EU Regulation 2015/1094-IV.
² Indicates the ambient temperature at which the appliance can be safely operated.



FRFvg 6501

Performance

Gross / net capacity	655 / 479 litre
Exterior dimensions in mm (w / d / h)	747 / 769 / 2018
Interior dimensions in mm (w / d / h)	620 / 531 / 1660
Energy efficiency class ¹	C
Energy consumption in 365 days	603 kWh
Climate class (energy directive)	5
Temperature class (energy directive)	M1
Climate class (safety standard)	5
Ambient temperature range ²	+10 °C to +40 °C
Refrigerant	R 600a
Sound power level	49 dB(A)
Connection rating	2.0 A
Frequency / voltage	50 Hz / 220 - 240V~
Heat output	408 kJ/h
Cooling system / Defrost	forced-air / automatic
Temperature range	+1 °C to +15 °C
Gastronom	GN 2/1, 650 × 530 mm (650 mm wide)
External cabinet finish	steel / white
Door material	steel
Internal liner material	commercial grade moulded polystyrol
Type of control	monochrome display, touch buttons
Temperature display	external digital
Fault: warning signal	visual and audible
Interior light	
Connectivity type	SmartModule
Connectivity solution	retrofittable
Interface	WiFi/LAN (optional)
Adjustable shelves	5
Shelf material	wire shelves plastic-coated
Shelf loading	60 kg
Height of adjustable feet	150 - 180 mm
Handle	aluminium handle
Type of lock	mechanical
Self-closing door	yes
Door hinges	right, reversible on site
Insulation	43/57 mm
Gross / net weight	93 / 84 kg

Accessories	
Stainless steel / grey / white grid shelf	7112570 / 7112568 / 7112566
Stainless steel / grey / white base grid	7113227 / 7113231 / 7113223
Castors Ø 80 mm	9086926
Castors Ø 100 mm	9080023
Additional lock barrels (up to 5)	on request
Side-by-Side set	on request
SmartModule	6145269



FRFCvg 5511
Perfection

Gross / net capacity	600 / 418 litre
Exterior dimensions in mm (w / d / h)	747 / 769 / 1818
Interior dimensions in mm (w / d / h)	620 / 531 / 1442
Energy efficiency class ¹	E
Energy consumption in 365 days	1041 kWh
Climate class (energy directive)	4
Temperature class (energy directive)	M1
Climate class (safety standard)	5
Ambient temperature range ²	+10 °C to +40 °C
Refrigerant	R 600a
Sound power level	49 dB(A)
Connection rating	2.0 A
Frequency / voltage	50 Hz / 220 - 240V~
Heat output	592 kJ/h
Cooling system / Defrost	forced-air / automatic
Temperature range	+1 °C to +15 °C
Gastronorm	GN 2/1, 650 × 530 mm (650 mm wide)
External cabinet finish	stainless steel
Door material	glass
Internal liner material	moulded polystyrol (silver)
Type of control / Temperature display	monochrome display, touch buttons / external digital
Fault: warning signal	visual and audible
Interior light	LED ceiling lighting, separate connection and dimmable
Connectivity type / Connectivity solution	SmartModule / retrofittable
Interface	WiFi/LAN (optional)
Adjustable shelves	4
Shelf material	wire shelves plastic-coated
Shelf loading	60 kg
Height of adjustable feet	150 - 180 mm
Handle	aluminium handle
Type of lock	mechanical
Self-closing door	yes
Door hinges	right, reversible on site
Insulation	43/26 mm
Gross / net weight	107 / 88 kg
Accessories	
Stainless steel / grey / white grid shelf	7112570 / 7112568 / 7112566
Stainless steel / grey / white base grid	7113227 / 7113231 / 7113223
Castors Ø 80 mm	9086926
Castors Ø 100 mm	9080023
Adjustable feet, 90 - 120 mm	
Adjustable feet, 150 - 180 mm	
Additional lock barrels (up to 5)	on request
Side-by-Side set	on request
SmartModule	6145269



FRFCvg 5501
Perfection

Gross / net capacity	571 / 419 litre
Exterior dimensions in mm (w / d / h)	747 / 769 / 1818
Interior dimensions in mm (w / d / h)	620 / 531 / 1442
Energy efficiency class ¹	C
Energy consumption in 365 days	620 kWh
Climate class (energy directive)	5
Temperature class (energy directive)	M1
Climate class (safety standard)	5
Ambient temperature range ²	+10 °C to +40 °C
Refrigerant	R 600a
Sound power level	49 dB(A)
Connection rating	2.0 A
Frequency / voltage	50 Hz / 220 - 240V~
Heat output	358 kJ/h
Cooling system / Defrost	forced-air / automatic
Temperature range	-2 °C to +15 °C
Gastronorm	GN 2/1, 650 × 530 mm (650 mm wide)
External cabinet finish	stainless steel
Door material	steel
Internal liner material	moulded polystyrol (silver)
Type of control / Temperature display	monochrome display, touch buttons / external digital
Fault: warning signal	visual and audible
Interior light	LED ceiling lighting
Connectivity type / Connectivity solution	SmartModule / retrofittable
Interface	WiFi/LAN (optional)
Adjustable shelves	4
Shelf material	wire shelves plastic-coated
Shelf loading	60 kg
Height of adjustable feet	150 - 180 mm
Handle	aluminium handle
Type of lock	mechanical
Self-closing door	yes
Door hinges	right, reversible on site
Insulation	43/57 mm
Gross / net weight	87 / 77 kg
Accessories	
Stainless steel / grey / white grid shelf	7112570 / 7112568 / 7112566
Stainless steel / grey / white base grid	7113227 / 7113231 / 7113223
Castors Ø 80 mm	9086926
Castors Ø 100 mm	9080023
Adjustable feet, 90 - 120 mm	
Adjustable feet, 150 - 180 mm	
Additional lock barrels (up to 5)	on request
Side-by-Side set	on request
SmartModule	6145269



FRFvg 5501
Performance

Gross / net capacity	571 / 419 litre
Exterior dimensions in mm (w / d / h)	747 / 769 / 1818
Interior dimensions in mm (w / d / h)	620 / 531 / 1460
Energy efficiency class ¹	C
Energy consumption in 365 days	576 kWh
Climate class (energy directive)	5
Temperature class (energy directive)	M1
Climate class (safety standard)	5
Ambient temperature range ²	+10 °C to +40 °C
Refrigerant	R 600a
Sound power level	49 dB(A)
Connection rating	2.0 A
Frequency / voltage	50 Hz / 220 - 240V~
Heat output	358 kJ/h
Cooling system / Defrost	forced-air / automatic
Temperature range	+1 °C to +15 °C
Gastronorm	GN 2/1, 650 × 530 mm (650 mm wide)
External cabinet finish	steel / white
Door material	steel
Internal liner material	commercial grade moulded polystyrol
Type of control / Temperature display	monochrome display, touch buttons / external digital
Fault: warning signal	visual and audible
Interior light	LED ceiling lighting
Connectivity type / Connectivity solution	SmartModule / retrofittable
Interface	WiFi/LAN (optional)
Adjustable shelves	4
Shelf material	wire shelves plastic-coated
Shelf loading	60 kg
Height of adjustable feet	150 - 180 mm
Handle	aluminium handle
Type of lock	mechanical
Self-closing door	yes
Door hinges	right, reversible on site
Insulation	43/57 mm
Gross / net weight	87 / 78 kg
Accessories	
Stainless steel / grey / white grid shelf	7112570 / 7112568 / 7112566
Stainless steel / grey / white base grid	7113227 / 7113231 / 7113223
Castors Ø 80 mm	9086926
Castors Ø 100 mm	9080023
Adjustable feet, 90 - 120 mm	
Adjustable feet, 150 - 180 mm	
Additional lock barrels (up to 5)	on request
Side-by-Side set	on request
SmartModule	6145269



FRFCvg 4001
Perfection

Gross / net capacity	420 / 289 litre
Exterior dimensions in mm (w / d / h)	597 / 654 / 1884
Interior dimensions in mm (w / d / h)	460 / 423 / 1642
Energy efficiency class ¹	C
Energy consumption in 365 days	540 kWh
Climate class (energy directive)	5
Temperature class (energy directive)	M1
Climate class (safety standard)	5
Ambient temperature range ²	+10 °C to +40 °C
Refrigerant	R 600a
Sound power level	48 dB(A)
Connection rating	2.0 A
Frequency / voltage	50 Hz / 220 - 240V~
Heat output	321 kJ/h
Cooling system / Defrost	forced-air / automatic
Temperature range	-2 °C to +15 °C
Gastronorm	
External cabinet finish	stainless steel
Door material	steel
Internal liner material	moulded polystyrol (silver)
Type of control / Temperature display	monochrome display, touch buttons / external digital
Fault: warning signal	visual and audible
Interior light	LED ceiling lighting
Connectivity type / Connectivity solution	SmartModule / retrofittable
Interface	WiFi/LAN (optional)
Adjustable shelves	5
Shelf material	wire shelves plastic-coated
Shelf loading	45 kg
Height of adjustable feet	
Handle	aluminium handle
Type of lock	mechanical
Self-closing door	yes
Door hinges	right, reversible on site
Insulation	45/57 mm
Gross / net weight	71 / 63 kg
Accessories	
Stainless steel / grey / white grid shelf	7112572 / 7113221 / 7113308
Stainless steel / grey / white base grid	7113229 / 7113243 / 7113312
Castors Ø 80 mm	9086926
Castors Ø 100 mm	9080023
Adjustable feet, 90 - 120 mm	9080022
Adjustable feet, 150 - 180 mm	9086924
Additional lock barrels (up to 5)	on request
Side-by-Side set	on request
SmartModule	6145269



FRFvg 4001
Performance

Gross / net capacity	420 / 289 litre
Exterior dimensions in mm (w / d / h)	597 / 654 / 1884
Interior dimensions in mm (w / d / h)	460 / 423 / 1660
Energy efficiency class ¹	C
Energy consumption in 365 days	514 kWh
Climate class (energy directive)	5
Temperature class (energy directive)	M1
Climate class (safety standard)	5
Ambient temperature range ²	+10 °C to +40 °C
Refrigerant	R 600a
Sound power level	48 dB(A)
Connection rating	2.0 A
Frequency / voltage	50 Hz / 220 - 240V~
Heat output	321 kJ/h
Cooling system / Defrost	forced-air / automatic
Temperature range	+1 °C to +15 °C
Gastronorm	
External cabinet finish	steel / white
Door material	steel
Internal liner material	commercial grade moulded polystyrol
Type of control / Temperature display	monochrome display, touch buttons / external digital
Fault: warning signal	visual and audible
Interior light	LED ceiling lighting
Connectivity type / Connectivity solution	SmartModule / retrofittable
Interface	WiFi/LAN (optional)
Adjustable shelves	5
Shelf material	wire shelves plastic-coated
Shelf loading	45 kg
Height of adjustable feet	
Handle	aluminium handle
Type of lock	mechanical
Self-closing door	yes
Door hinges	right, reversible on site
Insulation	45/57 mm
Gross / net weight	70 / 65 kg
Accessories	
Stainless steel / grey / white grid shelf	7112572 / 7113221 / 7113308
Stainless steel / grey / white base grid	7113229 / 7113243 / 7113312
Castors Ø 80 mm	9086926
Castors Ø 100 mm	9080023
Adjustable feet, 90 - 120 mm	9080022
Adjustable feet, 150 - 180 mm	9086924
Additional lock barrels (up to 5)	on request
Side-by-Side set	on request
SmartModule	6145269

No Frost

With professional appliances from Liebherr, defrosting is no longer necessary. Any moisture that occurs is combated by the fan-assisted cooling, and cyclical defrosting phases remove even the last moisture particles out of the interior. For convenient, safe, and ice-free storage.



Starting a manual defrost

Doors left open or evaporating substances can cause ice on the evaporator resulting in temperature fluctuations and higher energy consumption. To clear the appliance of ice, you can also start an automatic defrost manually, restoring optimal storage conditions and lowering energy consumption.



Suitable for Euronorm box (75 cm wide freezers)

Professional appliances for bakeries and the catering industry are specially designed to meet the needs of kitchens and bakeries and are therefore suitable for use with Euronorm boxes.

The equipment details shown depend on the model; the description for the respective model applies.

Gross / net capacity	
Exterior dimensions in mm (w / d / h)	
Interior dimensions in mm (w / d / h)	
Energy efficiency class ¹	
Energy consumption in 365 days	
Climate class (energy directive)	
Temperature class (energy directive)	
Climate class (safety standard)	
Ambient temperature range ²	
Refrigerant	
Sound power level	
Connection rating	
Frequency / voltage	
Heat output	
Cooling system / Defrost	
Temperature range	
Gastronorm	
External cabinet finish	
Door material	
Internal liner material	
Type of control	
Temperature display	
Fault: warning signal	
Interior light	
Connectivity type	
Connectivity solution	
Interface	
Adjustable shelves	
Shelf material	
Shelf loading	
Height of adjustable feet	
Handle	
Type of lock	
Self-closing door	
Door hinges	
Insulation	
Gross / net weight	
Accessories	
Stainless steel / grey / white grid shelf	
Stainless steel / grey / white base grid	
Castors Ø 80 mm	
Castors Ø 100 mm	
Additional lock barrels (up to 5)	
Side-by-Side set	
SmartModule	



FFFCvg 6501

Perfection

544 / 378 litre
747 / 769 / 2018
600 / 510 / 1318
B
1116 kWh
5
L1
5
+10 °C to +40 °C
R 290
55 dB(A)
2.0 A
50 Hz / 220 - 240V~
771 kJ/h
forced-air / automatic
-9 °C to -26 °C
600 × 400 mm (600 mm wide)
stainless steel
steel
moulded polystyrol (silver)
monochrome display, touch buttons
external digital
visual and audible
LED
SmartModule
retrofittable
WiFi/LAN (optional)
5
wire shelves plastic-coated
60 kg
150 - 180 mm
aluminium handle
mechanical
yes
right, reversible on site
67/67 mm
109 / 101 kg
7112592 / 7112588 / 7112590
7113227 / 7113231 / 7113223
9086926
9080023
on request
on request
6145269

¹ As per EU Regulation 2015/1094-IV.

² Indicates the ambient temperature at which the appliance can be safely operated.

Freezers with dynamic cooling and plastic inner linerr



FFFCvg 5501

Perfection

472 / 322 litre
747 / 769 / 1818
600 / 510 / 1118
B
1007 kWh
5
L1
5
+10 °C to +40 °C
R 290
55 dB(A)
2.0 A
50 Hz / 220 - 240V~
721 kJ/h
forced-air / automatic
-9 °C to -26 °C
600 × 400 mm (600 mm wide)
stainless steel
steel
moulded polystyrol (silver)
monochrome display, touch buttons
external digital
visual and audible
LED
SmartModule
retrofittable
WiFi/LAN (optional)
4
wire shelves plastic-coated
60 kg
150 - 180 mm
aluminium handle
mechanical
yes
right, reversible on site
67/67 mm
101 / 72 kg
7112592 / 7112588 / 7112590
7113227 / 7113231 / 7113223
9086926
9080023
on request
on request
6145269

Freezers with static cooling and plastic inner liner



FFFsg 6501

Performance

Gross / net capacity	573 / 332 litre
Exterior dimensions in mm (w / d / h)	747 / 769 / 2018
Interior dimensions in mm (w / d / h)	580 / 523 / 1609
Energy consumption in 365 days	1170 kWh
Climate class (energy directive)	7
Temperature class (energy directive)	L1
Climate class (safety standard)	5
Ambient temperature range ¹	+10 °C to +40 °C
Refrigerant	R 290
Sound power level	49 dB(A)
Connection rating	2.0 A
Frequency / voltage	50 Hz / 220 - 240V~
Heat output	813 kJ/h
Cooling system / Defrost	static / manual
Temperature range	-9 °C to -26 °C
Gastronorm	600 × 400 mm (600 mm wide)
External cabinet finish	steel / white
Door material	steel
Internal liner material	commercial grade moulded polystyrol
Type of control / Temperature display	monochrome display, touch buttons / external digital
Fault: warning signal	visual and audible
Interior light	
Number of baskets	12
Connectivity type / Connectivity solution	SmartModule / retrofittable
Interface	WiFi/LAN (optional)
Shelf material	wire shelves plastic-coated
Shelf loading	60 kg
Height of adjustable feet	150 - 180 mm
Handle	aluminium handle
Type of lock	mechanical
Self-closing door	yes
Door hinges	right, reversible on site
Insulation	63/67 mm
Gross / net weight	119 / 109 kg

Accessories

Stainless steel / grey / white grid shelf	7112584 / 7112578 / 7112576
Stainless steel / grey / white base grid	7113227 / 7113231 / 7113223
Grey long basket / Grey short basket	9141005 / 9141006
White long basket / White short basket	9141791 / 9141004
Castors Ø 80 mm	9086926
Castors Ø 100 mm	9080023
Adjustable feet, 90 - 120 mm	
Adjustable feet, 150 - 180 mm	
Additional lock barrels (up to 5)	on request
Side-by-Side set	on request
SmartModule	6145269



FFFCsg 5501

Perfection

Gross / net capacity	499 / 289 litre
Exterior dimensions in mm (w / d / h)	747 / 769 / 1818
Interior dimensions in mm (w / d / h)	580 / 523 / 1388
Energy consumption in 365 days	1234 kWh
Climate class (energy directive)	7
Temperature class (energy directive)	L1
Climate class (safety standard)	5
Ambient temperature range ¹	+10 °C to +40 °C
Refrigerant	R 290
Sound power level	49 dB(A)
Connection rating	2.0 A
Frequency / voltage	50 Hz / 220 - 240V~
Heat output	713 kJ/h
Cooling system / Defrost	static / manual
Temperature range	-9 °C to -26 °C
Gastronorm	600 × 400 mm (600 mm wide)
External cabinet finish	stainless steel
Door material	steel
Internal liner material	moulded polystyrol (silver)
Type of control / Temperature display	monochrome display, touch buttons / external digital
Fault: warning signal	visual and audible
Interior light	LED
Number of baskets	10
Connectivity type / Connectivity solution	SmartModule / retrofittable
Interface	WiFi/LAN (optional)
Shelf material	wire shelves plastic-coated
Shelf loading	60 kg
Height of adjustable feet	150 - 180 mm
Handle	aluminium handle
Type of lock	mechanical
Self-closing door	yes
Door hinges	right, reversible on site
Insulation	63/67 mm
Gross / net weight	106 / 96 kg

Stainless steel / grey / white grid shelf	7112584 / 7112578 / 7112576
Stainless steel / grey / white base grid	7113227 / 7113231 / 7113223
Grey long basket / Grey short basket	9141005 / 9141006
White long basket / White short basket	9141791 / 9141004
Castors Ø 80 mm	9086926
Castors Ø 100 mm	9080023
Adjustable feet, 90 - 120 mm	
Adjustable feet, 150 - 180 mm	
Additional lock barrels (up to 5)	on request
Side-by-Side set	on request
SmartModule	6145269



FFFsg 5501

Performance

Gross / net capacity	499 / 289 litre
Exterior dimensions in mm (w / d / h)	747 / 769 / 1818
Interior dimensions in mm (w / d / h)	580 / 523 / 1388
Energy consumption in 365 days	1234 kWh
Climate class (energy directive)	7
Temperature class (energy directive)	L1
Climate class (safety standard)	5
Ambient temperature range ¹	+10 °C to +40 °C
Refrigerant	R 290
Sound power level	49 dB(A)
Connection rating	2.0 A
Frequency / voltage	50 Hz / 220 - 240V~
Heat output	713 kJ/h
Cooling system / Defrost	static / manual
Temperature range	-9 °C to -26 °C
Gastronorm	600 × 400 mm (600 mm wide)
External cabinet finish	steel / white
Door material	steel
Internal liner material	commercial grade moulded polystyrol
Type of control / Temperature display	monochrome display, touch buttons / external digital
Fault: warning signal	visual and audible
Interior light	
Number of baskets	10
Connectivity type / Connectivity solution	SmartModule / retrofittable
Interface	WiFi/LAN (optional)
Shelf material	wire shelves plastic-coated
Shelf loading	60 kg
Height of adjustable feet	150 - 180 mm
Handle	aluminium handle
Type of lock	mechanical
Self-closing door	yes
Door hinges	right, reversible on site
Insulation	63/67 mm
Gross / net weight	99 / 72 kg

Stainless steel / grey / white grid shelf	7112584 / 7112578 / 7112576
Stainless steel / grey / white base grid	7113227 / 7113231 / 7113223
Grey long basket / Grey short basket	9141005 / 9141006
White long basket / White short basket	9141791 / 9141004
Castors Ø 80 mm	9086926
Castors Ø 100 mm	9080023
Adjustable feet, 90 - 120 mm	
Adjustable feet, 150 - 180 mm	
Additional lock barrels (up to 5)	on request
Side-by-Side set	on request
SmartModule	6145269



FFFCsg 4001

Perfection

Gross / net capacity	316 / 237 litre
Exterior dimensions in mm (w / d / h)	597 / 654 / 1884
Interior dimensions in mm (w / d / h)	400 / 408 / 1588
Energy consumption in 365 days	976 kWh
Climate class (energy directive)	7
Temperature class (energy directive)	L1
Climate class (safety standard)	5
Ambient temperature range ¹	+10 °C to +40 °C
Refrigerant	R 290
Sound power level	49 dB(A)
Connection rating	2.0 A
Frequency / voltage	50 Hz / 220 - 240V~
Heat output	613 kJ/h
Cooling system / Defrost	static / manual
Temperature range	-9 °C to -26 °C
Gastronorm	
External cabinet finish	stainless steel
Door material	steel
Internal liner material	moulded polystyrol (silver)
Type of control / Temperature display	monochrome display, touch buttons / external digital
Fault: warning signal	visual and audible
Interior light	LED
Number of baskets	
Connectivity type / Connectivity solution	SmartModule / retrofittable
Interface	WiFi/LAN (optional)
Shelf material	wire shelves plastic-coated
Shelf loading	45 kg
Height of adjustable feet	
Handle	aluminium handle
Type of lock	mechanical
Self-closing door	yes
Door hinges	right, reversible on site
Insulation	80/67 mm
Gross / net weight	81 / 74 kg

Stainless steel / grey / white grid shelf	7112586 / 7112580 / 7112582
Stainless steel / grey / white base grid	7112598 / 7112596 / 7112594
Grey long basket / Grey short basket	
White long basket / White short basket	
Castors Ø 80 mm	9086926
Castors Ø 100 mm	9080023
Adjustable feet, 90 - 120 mm	9080022
Adjustable feet, 150 - 180 mm	9086924
Additional lock barrels (up to 5)	on request
Side-by-Side set	on request
SmartModule	6145269



FFFsg 4001

Performance

Gross / net capacity	316 / 237 litre
Exterior dimensions in mm (w / d / h)	597 / 654 / 1884
Interior dimensions in mm (w / d / h)	400 / 408 / 1588
Energy consumption in 365 days	976 kWh
Climate class (energy directive)	7
Temperature class (energy directive)	L1
Climate class (safety standard)	5
Ambient temperature range ¹	+10 °C to +40 °C
Refrigerant	R 290
Sound power level	49 dB(A)
Connection rating	2.0 A
Frequency / voltage	50 Hz / 220 - 240V~
Heat output	613 kJ/h
Cooling system / Defrost	static / manual
Temperature range	-9 °C to -26 °C
Gastronorm	
External cabinet finish	steel / white
Door material	steel
Internal liner material	commercial grade moulded polystyrol
Type of control / Temperature display	monochrome display, touch buttons / external digital
Fault: warning signal	visual and audible
Interior light	
Number of baskets	
Connectivity type / Connectivity solution	SmartModule / retrofittable
Interface	WiFi/LAN (optional)
Shelf material	wire shelves plastic-coated
Shelf loading	45 kg
Height of adjustable feet	
Handle	aluminium handle
Type of lock	mechanical
Self-closing door	yes
Door hinges	right, reversible on site
Insulation	80/67 mm
Gross / net weight	80 / 75 kg

Stainless steel / grey / white grid shelf	7112586 / 7112580 / 7112582
Stainless steel / grey / white base grid	7112598 / 7112596 / 7112594
Grey long basket / Grey short basket	
White long basket / White short basket	
Castors Ø 80 mm	9086926
Castors Ø 100 mm	9080023
Adjustable feet, 90 - 120 mm	9080022
Adjustable feet, 150 - 180 mm	9086924
Additional lock barrels (up to 5)	on request
Side-by-Side set	on request
SmartModule	6145269

Freezers with static cooling and plastic inner liner

Quality right down to the smallest detail

The fridge-freezer combinations GCv are specially designed for commercial use. The temperature can be separately set from +1 °C to +15 °C in the refrigerator compartment and from -14 °C to -28 °C in the freezer compartment thanks to two compressors and two separately controlled refrigeration circuits.



Double cooling power: Two separate refrigeration circuits, two compressors.

Unlike many household combinations, the GCv models have two compressors and two separately controlled refrigeration circuits. This enables the temperature to be separately set from +1 °C to +15 °C in the fridge compartment and from -14 °C to -28 °C in the freezer compartment. There is no air exchange between the refrigerator and freezer compartments, which effectively prevents the goods from drying out and odours from being transmitted between the two areas. In total, this double concept enables far greater cooling power – which is valuable if you need to open the door frequently.



Fridge and freezing areas can be closed separately.

In the GCv appliances, the refrigerator and freezer areas can be locked separately. The stable locks are designed for extreme loads. The door handle is also designed to be very robust.



GCv 4060
ProfiLine

Gross / net capacity	fridge comp.	254 / 240 litre
Gross / net capacity	freezer comp.	107 / 105 litre
Exterior dimensions in mm (w / d / h)		
		597 / 665 / 2003
Interior dimensions in mm (w / d / h)		
		440 / 441 / 1105
		433 / 433 / 597
Energy consumption in 365 days		
		529 kWh
Climate class (energy directive)		
		5
Climate class (safety standard)		
		5
Ambient temperature range ¹		
		+10 °C to +40 °C
Refrigerant		
		R 600a
Sound power level		
		52 dB(A)
Connection rating		
		1.5 A
Frequency / voltage		
		50 Hz / 220 - 240V-
Cooling system		
		fridge / freezer comp.
		forced-air / static
Defrost		
		fridge / freezer comp.
		automatic / manual
Temperature range		
		fridge / freezer comp.
		+1 °C to +15 °C / -14 °C to -28 °C
External cabinet finish		
		stainless steel
Door material		
		stainless steel
Internal liner material		
		commercial grade moulded polystyrol
Type of control		
		LED 7-segment display with buttons
Temperature display		
		external digital
Fault: warning signal		
		visual and audible
Adjustable shelves		
		3
Shelf material		
		fridge / freezer comp.
		wire shelves plastic-coated / glass
Shelf loading		
		fridge / freezer comp.
		45 kg / 24 kg
Handle		
		stainless steel slimline door handle
Type of lock		
		mechanical
Self-closing door		
		yes
Door hinges		
		right, reversible on site
Insulation		
		70 mm
Gross / net weight		
		86 / 81 kg
Accessories		
Shelf, plastic-coated		
		7113333
Chrome wire shelf		
		7112321
Roller bars		
		9592756



GCv 4010
ProfiLine

Gross / net capacity	254 / 240 litre
Gross / net capacity	107 / 105 litre
Exterior dimensions in mm (w / d / h)	
597 / 665 / 2003	
Interior dimensions in mm (w / d / h)	
440 / 441 / 1105	
433 / 433 / 597	
Energy consumption in 365 days	
529 kWh	
Climate class (energy directive)	
5	
Climate class (safety standard)	
5	
Ambient temperature range ¹	
+10 °C to +40 °C	
Refrigerant	
R 600a	
Sound power level	
52 dB(A)	
Connection rating	
1.5 A	
Frequency / voltage	
50 Hz / 220 - 240V-	
Cooling system	
fridge / freezer comp.	
forced-air / static	
Defrost	
fridge / freezer comp.	
automatic / manual	
Temperature range	
fridge / freezer comp.	
+1 °C to +15 °C / -14 °C to -28 °C	
External cabinet finish	
steel / white	
Door material	
steel	
Internal liner material	
commercial grade moulded polystyrol	
Type of control	
LED 7-segment display with buttons	
Temperature display	
external digital	
Fault: warning signal	
visual and audible	
Adjustable shelves	
3	
Shelf material	
fridge / freezer comp.	
wire shelves plastic-coated / glass	
Shelf loading	
fridge / freezer comp.	
45 kg / 24 kg	
Handle	
ergonomic slimline handle	
Type of lock	
mechanical	
Self-closing door	
yes	
Door hinges	
right, reversible on site	
Insulation	
70 mm	
Gross / net weight	
88 / 82 kg	
Accessories	
Shelf, plastic-coated	
7113333	
Chrome wire shelf	
7112321	
Roller bars	
9592756	

The advantages at a glance

Under-worktop

The GGU models with a height of 83 cm can easily be installed under a worktop and are a space-saving and perfect solution, particularly if you have little space.

Visual and acoustic alarm

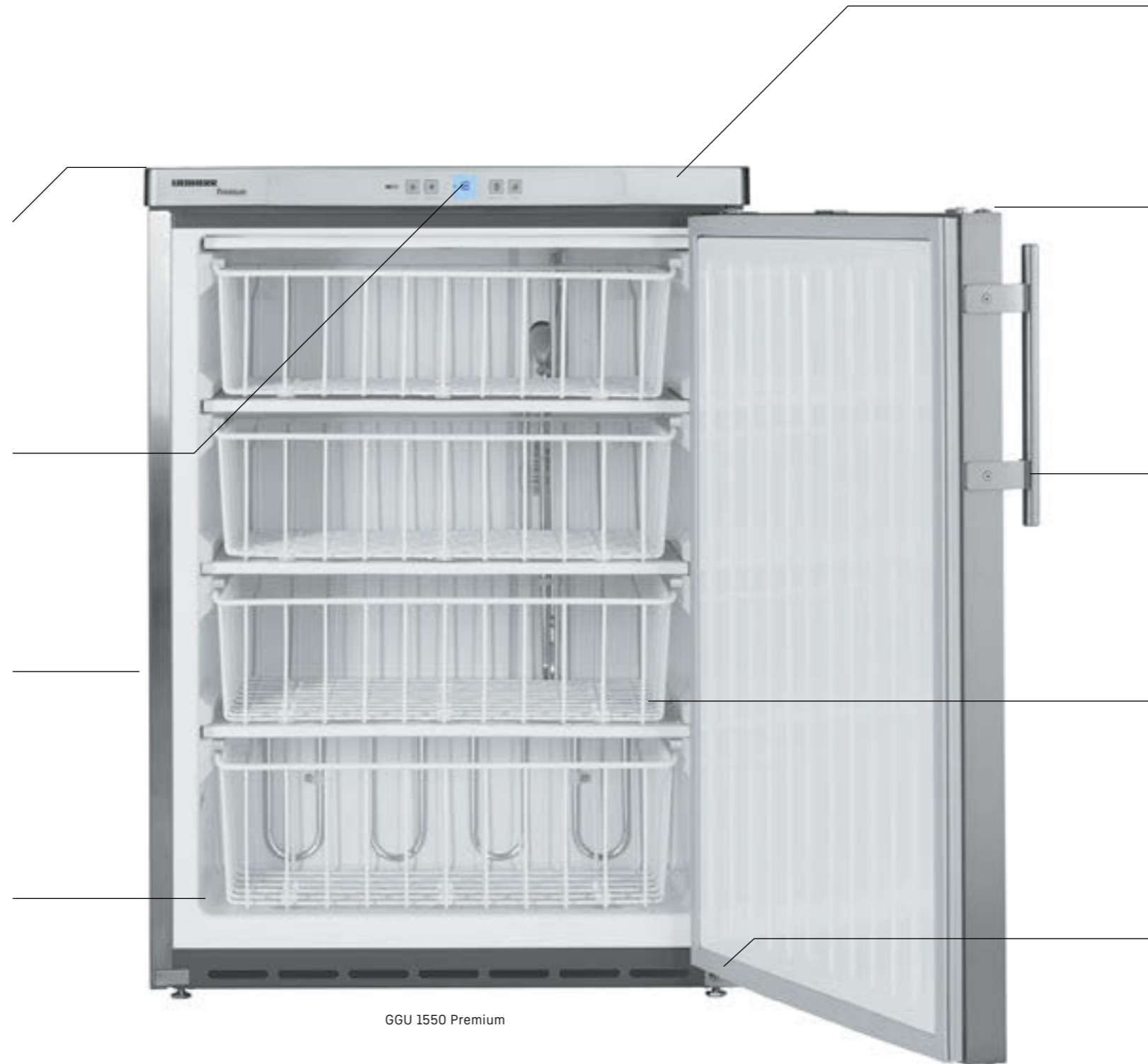
Visual and acoustic alarms warn of uncontrolled temperature rise, loss of cold air and open doors.

Environmentally friendly coolants

The environmentally refrigerant R 600a, in combination with the highly efficient compressor, is powerful and very energy efficient.

Deep drawn interior liner

The interior liner, deep drawn from one piece of polystyrene, is easy to clean and odour-neutral. Since there are no disturbing corners and the large radii ease cleaning, this enables perfect hygiene.



GGU 1550 Premium

High-quality cooling components

High-quality cooling components, optimised insulation and sophisticated construction ensure maximum energy efficiency and low operating costs.



Stable locks

Stable locks prevent unwanted access.

Robust door handle

The door handle is designed for frequent use. It is ergonomic and easy to grip with either hand, and it is very easy to clean.



Stable baskets

Stable baskets are easily moved, allow products to be viewed clearly and quickly and enable flexible partitioning of the interior space.

Interchangeable door hinge

The door hinges can be replaced without additional components and allow the appliances to be adapted to a new location.

Quality right down to the smallest detail

Liebherr's under-worktop freezers are real space-savers. Because if space is limited, the available space must be used particularly effectively – without compromising the cooling power or the fresh storage of food. In these compact models, the goods are always stored under the best refrigeration conditions, while at the same time, the appliances are very energy efficient and economical.



Energy-efficiency with R 600a

Liebherr appliances are optimised for maximum energy efficiency and low operating costs. The natural and environmentally-friendly R 600a is the only refrigerant used. When used with highly efficient compressors, it is extraordinarily efficient and, with its low global warming potential, future-proof.



Under-worktop – and easy to integrate

The appliances can be integrated under a worktop. In this case, the ventilation and extraction on the back of the appliance requires a ventilation cross-section in the worktop of at least 200 cm². Without ventilation grilles, the niche height must be at least 3 cm more than the height of the appliance. The appliances are designed to the specific work heights in catering, at 83 cm.



Practical baskets

The easy to remove baskets offer a good and easy view of the goods and ensure excellent order in the interior.



GGU 1550
Premium



GGU 1500
Premium



GGUesf 1405
Premium

Gross / net capacity	143 / 133 litre	143 / 133 litre	143 / 133 litre
Exterior dimensions in mm (w / d / h)	600 / 615 / 830	600 / 615 / 830	600 / 615 / 830
Interior dimensions in mm (w / d / h)	474 / 443 / 676	474 / 443 / 676	474 / 443 / 676
Energy consumption in 365 days	250 kWh	250 kWh	265 kWh
Climate class (energy directive)	7	7	7
Climate class (safety standard)	7	7	7
Ambient temperature range ¹	+10°C to +35°C	+10°C to +35°C	+10°C to +35°C
Refrigerant	R 600a	R 600a	R 600a
Sound power level	45 dB(A)	45 dB(A)	45 dB(A)
Connection rating	0.6 A	0.6 A	0.6 A
Frequency / voltage	50 Hz / 220 - 240V~	50 Hz / 220 - 240V~	50 Hz / 220 - 240V~
Heat output	330 kJ/h	330 kJ/h	330 kJ/h
Cooling system	static	static	static
Defrost	manual	manual	manual
Temperature range	-9°C to -26°C	-9°C to -26°C	-15°C to -32°C
External cabinet finish	stainless steel	steel / white	steel / silver
Door material	stainless steel	steel	stainless steel
Internal liner material	commercial grade moulded polystyrol	commercial grade moulded polystyrol	commercial grade moulded polystyrol
Type of control	LED 7-segment display with buttons	LED 7-segment display with buttons	LED 7-segment display with buttons
SuperFrost	quantity-controlled	quantity-controlled	time-controlled
Freezing capacity in 24 hrs	14 kg	14 kg	14 kg
Temperature rise time	24 h	24 h	24 h
Temperature display	external digital	external digital	external digital
Fault: warning signal	visual and audible	visual and audible	visual and audible
Drawers	0	3	0
Number of baskets	4	1	0
Shelves, freezer compartment	4	4	4
Shelf material	evaporator plates	evaporator plates	evaporator plates
Shelf loading	24 kg	24 kg	24 kg
Compartment height in mm	3 × 150, 1 × 170	3 × 150, 1 × 170	3 × 150, 1 × 170
Handle	stainless steel slimline door handle	ergonomic slimline handle	ergonomic slimline handle
Type of lock	mechanical	mechanical	mechanical
Door hinges	right, reversible on site	right, reversible on site	right, reversible on site
Gross / net weight	41 / 39 kg	41 / 39 kg	37 / 34 kg
Accessories			
Stainless steel stacking kit (FKUv below / top)	7777647		7777647
White stacking kit (FKUv below / top)		9876641	
Roller bars	9086607	9086607	9086607
Standard full-depth basket		9141699	9141699
Short bottom basket		9141697	9141697
Full-depth drawer	9790331		9790331
Lock		on request	

¹ Indicates the ambient temperature at which the appliance can be safely operated.

Refrigerators and freezers GN 2/1 with dynamic cooling and stainless steel inner liner



Side-by-Side set

The Side-by-Side set is easy to fit and enables the convenient use of two or more appliances next to one another and also allows their arrangement in a visually appealing manner. Furthermore, the Side-by-Side set prevents condensation and ice formation between two appliances which, without the Side-by-Side set, would otherwise be positioned next to one another.



Product temperature sensor

An product temperature sensor is available as a retrofit kit for registering product temperatures. The registering temperatures can either be read by the control system or transferred to an external documentation system via the RS485 interface.



Stainless steel shelves

The stainless steel Gastronorm 2/1 shelves are sturdy and have a loading capacity of up to 60 kg.



Shelves

The plastic-coated shelves have a loading capacity of up to 60 kg.



U-shaped trayslide

Additional U-shaped trayslides as available as accessories if required.



Optional castor set

The sturdy castors (diameter 100 mm) provide good mobility and make it easy to clean the floor underneath the appliances. Two castors are equipped with brakes.



Foot pedal opener

If you don't have a hand free, you can conveniently open the door with the foot pedal available as an accessory.



SmartCoolingHub

The SmartCoolingHub provides the basis for connecting your professional Liebherr appliances. Up to 20 network-capable Liebherr appliances can be connected via cable.



RS485 connector plug

In order to connect your professional Liebherr appliances in a network with the SmartCoolingHub, you will need the RS485 connector plugs in addition to the connection cable.

Counter fridges with dynamic cooling, with stainless steel interior and exterior



Bearing bracket right / left

Liebherr refrigerator and freezer counters have interchangeable door hinges. All you need for mounting on the opposite side is the correct bearing bracket set. This way, you can always place your counter appliances wherever you want.




Optional castor set Ø100MM (Caster set, 4 pieces)

The sturdy castors (Ø 100 mm) facilitate transport and allow quick cleaning underneath and behind the appliance. A total of four castors including mounting accessories are supplied. Two of the castors also have a locking brake.




RS485 connector plug

In order to connect your professional Liebherr appliances in a network with the SmartCoolingHub, you will need the RS485 connector plugs in addition to the connection cable.



Grey grid shelf

Additional storage space that you can enjoy for a long time: The grid shelf can be flexibly positioned and gives you more space and clarity inside your appliance. With its durable coating, the additional grid shelf is also very robust and easy to clean.



Stainless steel grid shelf

Additional shelves provide more space and clarity in your refrigerator or freezer. Made of stainless steel, these high-quality grid shelves not only give you the benefit of additional storage space, but also high quality and durability.

**Refrigerators and freezers GN 2/1 with dynamic cooling and plastic inner liner/
Freezers with static cooling and plastic inner liner**



Stainless steel base grid

With the sturdy base grid, you can also make the most of the appliance floor. Made of stainless steel, it protects the inner liner from scratches and other damage.



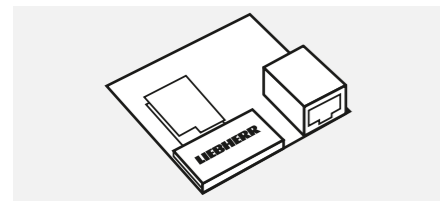
White / grey base grid

With the sturdy base grid, you can also make the most of the appliance floor. The grid has an abrasion-resistant coating and protects the inner liner from scratches and other damage.




Castors Ø 100 mm / Castors Ø 80 mm

The sturdy castors (Ø 100 / 80 mm) facilitate transport and allow quick cleaning underneath and behind the appliance. A total of four castors including mounting accessories are supplied. Two of the castors also have a locking brake.



SmartModule

SmartModule connects refrigerators and freezers in a network with Liebherr SmartMonitoring and allows you to use its extensive digital monitoring and documentation functions. In addition, appliances can be integrated into a customer's existing monitoring system via a local API. The small electronic unit with integrated LAN/WiFi is ready to use as soon as it is mounted on the back of the appliance.



Stainless steel grid shelf

Additional shelves provide more space and clarity in your refrigerator or freezer. Made of stainless steel, these high-quality grid shelves not only give you the benefit of additional storage space, but also high quality and durability.



White / grey grid shelf

Additional storage space that you can enjoy for a long time. The grid shelf can be flexibly positioned and gives you more space and clarity inside your appliance. With its durable coating, the additional grid shelf is also very robust and easy to clean.



White / grey wire basket

The spacious wire basket made of coated metal is the perfect place for large, packaged goods. With skids on the bottom, it can be easily placed and moved on racks or glass plates. It provides a lot more space and a better overview of your stored goods.



White / grey wire basket short

The plastic-coated wire basket is very robust, offers a good view of the products inside and with a capacity of 30 litres ensures optimum use of the interior space.



Height-adjustable feet, 90-120 mm

The height-adjustable feet create the necessary clearance for easy cleaning under the appliance. With an individually adjustable height of 90 to 120 mm, they perfectly compensate any unevenness on the floor.



Height-adjustable feet, 150 - 180 mm

The height-adjustable feet create the necessary clearance for easy cleaning under the appliance. With an individually adjustable height of 150 to 180 mm, they perfectly compensate any unevenness on the floor.

On request

Side-by-side set

Using the side-by-side set, two appliances can be placed next to each other. The required gap between the appliances is maintained, and they are neatly connected by the cover strip. This ensures tidy installation and avoids any condensation or water between the appliances.

Special locking

To protect the stored products from unwanted access, up to 5 additional special locks are available as accessories for the refrigerators and freezers. This way, different locks can be installed on several appliances so that only the people responsible for a particular appliance have access to it.

Fridge-freezers



Shelves

The wire shelves are plastic-coated and have a loading capacity up to 45 kg.



Chrome wire shelf

The powder-coated grid shelf in metallic design is abrasion-resistant and can carry up to 45 kg.



Roller bars

Roller bars can be retrofitted under the appliances making it easier to clean under and behind the cabinets.

Under-worktop freezers



Lock

The appliances are equipped with standard locks. Several appliances can be locked with one key. Additional lock barrels with up to ten different keys are available.



Stacking kit

Where floor space is confined any combination of the GGU(esf) Gastro freezers with fan-assisted cooling is possible with the stacking kit. The advantage: odour and temperature separation on a small footprint. In order to guarantee optimum stability, roller sets must not be fitted to appliances which are installed using a connecting frame. This is only available for individual appliances.



Roller bars

The rollers (diameter 30 mm) make it easy to move the appliance for cleaning. In order to guarantee optimum stability, roller sets must not be fitted to appliances which are installed using a connecting frame. This is only permitted for individual appliances.



Baskets / Baskets short

The plastic-coated wire baskets ensure optimum usage of the interior.



Drawers

The completely enclosed drawers are tough and ideal for storing small frozen food items.



Refrigerators and freezers by Liebherr for bakeries – they even cool when things get heated.

Sensitive ingredients and dough, hot ambient temperatures, flour dust in the air: Everyday work in a bakery is demanding – not only for bakers and confectioners, but also for their refrigerators. These should be reliable, sturdy, easy to operate and easy to clean. Liebherr's bakery appliances are precisely geared towards these requirements. They cool the sensitive goods gently at accurately set temperatures and controllable humidity. The demanding ambient conditions in the bakery have no effect on their constant refrigeration performance and temperature stability. And despite this high performance, they are enormously efficient. Strong compressors in combination with innovative maintenance-free technology ensure low energy and overall operating costs. You will be just as pleased with their well-thought-out functions, which make handling in the bakery easier in daily use.

Refrigerators and freezers



ProfiLine



Performance series

	ProfiLine BKPv/BGPv	Performance series BRFvg/BFFsg
Environmental conditions	Appliances with foamed door: Climate class 5:	Appliances with foamed door: Climate class 5:
Temperature stability	EN 16825 Refrigerators: -5 to +15°C Freezers: -10 to -35°C Refrigerators: Class M1 Freezers: Class L1 Refrigerators: with 3 humidity zones Freezers: with NoFrost	EN 16825 Refrigerators: +1 to +15°C Freezers: -9 to -26°C Refrigerators: Class M1 Freezers: Class L1 Refrigerators: with 3 humidity zones Freezers: with SmartFrost
Storage safety	Visual and audible alarms Power failure alarm Min./max. temperature display Self-closing door at < 90° Mechanical lock	Visual and audible alarms Power failure alarm Min./max. temperature display Self-closing door at < 90° Mechanical lock Transparent glass (BRFvg 5511)
Features	LED 7-segment display with buttons Refrigerators: Euronorm 600 × 800 mm (lengthwise insertion) at BKPv 8470/8420 Euronorm 400 × 600 mm (lengthwise insertion) at BKPv 6570/6520 Freezers: Euronorm 600 × 800 mm (lengthwise insertion) at BKPv 8470/8420 Euronorm 400 × 600 mm (lengthwise insertion) at BKPv 6570/6520 Castors as accessories, with adjustable feet as standard	Monochrome display, touch buttons Refrigerators: Euronorm 600 × 400 mm (crosswise insertion) Freezers: Euronorm 600 × 400 mm (crosswise insertion) Individually adjustable maintenance timer Castors/adjustable feet as accessories Evaporator cover (stops items freezing onto inner liner), only for glass door models, optional for insulating door models Glass door models with ceiling lighting
Energy consumption	Full-length integrated handle SuperEfficient EU directive 2015/1094	Aluminium door handle SuperEfficient EU directive 2015/1094
Compliance	Safety machinery directive – EN 60335	Safety machinery directive – EN 60335

The advantages at a glance

Two highly efficient fans

Two highly efficient and energy-saving fans ensure optimal cooling quality by means of indirect air circulation. This prevents the cold air from flowing directly onto the goods.

Optimal storage conditions

Possibility of setting three humidity zones for optimal storage conditions for different goods.

Strong insulation

Up to 83 mm thick insulation with PFC-free cyclopentane foam reduces loss of cold air and makes the appliances more energy-efficient.



Chromium-nickel-steel inner liner

Deep chromium-nickel-steel inner liner with large corner radii and 3/4" cleaning drainage in the floor tub for easy cleaning.

High ambient temperatures

The appliances are designed for high ambient temperatures up to +40 °C and guarantee efficiency and economy even under extreme temperature conditions.

Height-adjustable CNS feet as standard

With height-adjustable feet, the height of the appliance can be adjusted to your needs. For example, you can raise your appliance to clean under it more easily.

Cataphoretically coated evaporator

The cataphoretically coated evaporator offers protection against particularly aggressive and corrosion-causing substances such as salts or fructose.



BKPv 8470 ProfiLine

Hot defrosting

Needs-controlled, energy-efficient hot gas defrosting ensures fast, fully automatic defrosting in approx. 10 minutes. This reduces temperature fluctuations and the goods are stored under constant conditions.

Wire tube condenser

The wire tube condenser with removable filter is perfectly designed to the conditions in bakeries and confectioners. With minimum maintenance, the cooling power is retained for years.

Engine room screen

The engine room screen with integrated electronics and the door are designed seamlessly and are therefore particularly easy to clean.

Integrated door handle

Sturdy integrated door handle for convenient operation as well as convenient and easy door opening.

Under-pressure pressure compensation valve

When refrigerator and freezer doors are opened, a vacuum is generated which makes it hard to open the door again. The pressure compensation valve quickly compensates for the under-pressure.

Replaceable door seal

Save time and money: the insertable Liebherr door seals are so easy to change. If a seal is damaged, you can replace it yourself without needing any tools at all.

Interchangeable door hinge

The door hinge can be easily reversed to the desired side without additional parts. This allows you maximum freedom when choosing your installation location.

Self-closing door

The self-closing door closes automatically from a 60° opening angle, preventing loss of cold air and ensuring ideal storage conditions for your goods. For easy handling, the door remains open at 90°.

Quality right down to the smallest detail

The Liebherr ProfiLine refrigerators and freezers, which conform with bakery norms, have several convenient features which make your daily work easier: Normed baking trays (60 cm x 40 cm or 60 cm x 80 cm) can be easily inserted and removed with the sturdy L-shaped shelf rails. The powerful air circulation system and the precise electronics enable precise temperature control and constant and even cooling of the goods for perfect storage quality.



Precise ProfiLine electronics for energy efficiency
The easily operated electronics with pre-set programmes for temperature ranges and humidity regulation allow accurate temperature setting. In addition, they ensure that the appliances only defrost according to need, which contributes to energy efficiency. In the event of temperature deviations, for example because a door stands open for a while, the electronic system gives out a visual and acoustic alarm, thus protecting your goods. The film keyboard of the electronics is insensitive to dirt and easy to clean.

Broad temperature zones for flexibility
The temperature zones can be individually set from -5 °C to +15 °C and from -10 °C to -35 °C. This enables maximum flexibility in accordance with the stored goods – and always guarantees an ideal cooling quality.

Three air humidity zones to choose from
With three selectable air humidity zones, the appliances offer individually optimal storage conditions for chocolate, icing or dough products, for example. This means that the goods are always stored under optimal conditions and the quality remains the same.




Optimal cooling power – everywhere
The appliances are designed for ambient temperatures of +10 °C to +40 °C. This makes them ideal for use in a hot bakery or in stores – they always provide optimum cooling power. In order to meet the demanding practical requirements with numerous door opening cycles, the cooling system and components are optimally coordinated.



Special air circulation, maximum insertion possibilities
Two highly efficient and energy-saving fans ensure optimal cooling in the interior by means of indirect air circulation. This prevents cold air from flowing directly onto the sensitive goods and impairing the quality of cream cakes, cakes or dough. The appliances are equipped as standard with the maximum number of support brackets for normed bakery trays, thus avoiding any further costs.



Convenient handling – practical equipment
For convenient operation, the doors remain open at an opening angle of 90°. This means that large amounts of goods can be easily filled or removed. Under 60°, the doors close by themselves with the aid of the magnetic seal – this prevents unnecessary loss of cold air. The sturdy, optional foot pedal is useful when you don't have a hand free to fill the fridge. The deep drawn chromium-nickel-steel inner liner is perfectly designed for inserting bakery trays. Baking trays of 60 cm x 40 cm or 60 cm x 80 cm can be conveniently inserted with the adjustable L-shaped shelf rails, depending on the appliance size.



SuperCool and SuperFrost
Using the two buttons SuperCool and SuperFrost, goods can be cooled down as quickly as possible (for max. 1 h, depending on the quantity). This is helpful for example if these are within the permissible maximum temperature due to transport.



Easily accessible refrigeration components
The cooling components are integrated very accessibly into the upper area of the machinery compartment, which significantly increases the capacity of the interior. The front can be easily lifted up to facilitate cleaning or servicing. When opened by more than 45° it can be completely detached.



Flour dust filter
Easy-to-clean flour dust filter protects the functional parts from flour and dust residues and increases the lifetime of the appliances (available as an accessory).

Refrigerators for bakery trays with dynamic cooling and stainless steel inner liner



BKPv 8470

ProfiLine

Gross / net capacity	856 / 677 litre
Exterior dimensions in mm (w / d / h)	790 / 980 / 2120
Interior dimensions in mm (w / d / h)	609 / 800 / 1550
Energy efficiency class ¹	C
Energy consumption in 365 days	765 kWh
Climate class (energy directive)	5
Temperature class (energy directive)	M1
Climate class (safety standard)	5
Ambient temperature range ²	+10 °C to +40 °C
Refrigerant	R 290
Sound power level	58 dB(A)
Connection rating	4.0 A
Frequency / voltage	50 Hz / 220 - 240V~
Heat output	592 kJ/h
Cooling system	forced-air
Defrost	automatic
Temperature range	-5 °C to +15 °C
Bakery standard	600 × 800 mm (600 mm wide)
External cabinet finish	stainless steel
Door material	stainless steel
Internal liner material	304-grade stainless steel
Type of control	LED 7-segment display with buttons
Temperature display	external digital
Fault: warning signal	visual and audible
Connectivity type	SmartCoolingHub
Connectivity solution	retrofittable
Interface	RS485 (optional)
Adjustable shelves	25
Shelf material	stainless steel L-shaped trayslides
Height of adjustable feet	120 - 170 mm
Handle	full-length integrated handle
Type of lock	mechanical
Self-closing door	yes
Door hinges	right, reversible on site
Insulation	83 - 60 mm
Gross / net weight	169 / 150 kg
Also available in white as	BKPv 8420
Accessories	
Optional castor set	9590581
Foot pedal opener	9590659
Flour-dust filter	9590247
RS485 interface converter	9086860
Side-by-Side set	



BKPv 6570

ProfiLine

Gross / net capacity	602 / 365 litre
Exterior dimensions in mm (w / d / h)	700 / 830 / 2120
Interior dimensions in mm (w / d / h)	410 / 650 / 1550
Energy efficiency class ¹	C
Energy consumption in 365 days	542 kWh
Climate class (energy directive)	5
Temperature class (energy directive)	M1
Climate class (safety standard)	5
Ambient temperature range ²	+10 °C to +40 °C
Refrigerant	R 290
Sound power level	58 dB(A)
Connection rating	4.0 A
Frequency / voltage	50 Hz / 220 - 240V~
Heat output	275 kJ/h
Cooling system	forced-air
Defrost	automatic
Temperature range	-5 °C to +15 °C
Bakery standard	400 × 600 mm (400 mm wide)
External cabinet finish	stainless steel
Door material	stainless steel
Internal liner material	304-grade stainless steel
Type of control	LED 7-segment display with buttons
Temperature display	external digital
Fault: warning signal	visual and audible
Connectivity type	SmartCoolingHub
Connectivity solution	retrofittable
Interface	RS485 (optional)
Adjustable shelves	20
Shelf material	stainless steel L-shaped trayslides
Height of adjustable feet	120 - 170 mm
Handle	full-length integrated handle
Type of lock	mechanical
Self-closing door	yes
Door hinges	right, reversible on site
Insulation	83 - 60 mm
Gross / net weight	143 / 127 kg
Also available in white as	BKPv 6520
Accessories	
Optional castor set	9590581
Foot pedal opener	9590659
Flour-dust filter	9590247
RS485 interface converter	9086860
Side-by-Side set	9901969

Freezers for bakery trays with dynamic cooling and stainless steel inner liner



BGPv 8470

ProfiLine

Gross / net capacity	856 / 677 litre
Exterior dimensions in mm (w / d / h)	790 / 980 / 2120
Interior dimensions in mm (w / d / h)	609 / 800 / 1550
Energy efficiency class ¹	C
Energy consumption in 365 days	1997 kWh
Climate class (energy directive)	5
Temperature class (energy directive)	L1
Climate class (safety standard)	5
Ambient temperature range ²	+10 °C to +40 °C
Refrigerant	R 290
Sound power level	60 dB(A)
Connection rating	4.0 A
Frequency / voltage	50 Hz / 220 - 240V~
Heat output	1159 kJ/h
Cooling system	forced-air
Defrost	automatic
Temperature range	-10 °C to -35 °C
Bakery standard	600 × 800 mm (600 mm wide)
External cabinet finish	stainless steel
Door material	stainless steel
Internal liner material	304-grade stainless steel
Type of control	LED 7-segment display with buttons
Temperature display	external digital
Fault: warning signal	visual and audible
Connectivity type	SmartCoolingHub
Connectivity solution	retrofittable
Interface	RS485 (optional)
Shelves, freezer compartment	25
Shelf material	stainless steel L-shaped trayslides
Height of adjustable feet	120 - 170 mm
Handle	full-length integrated handle
Type of lock	mechanical
Self-closing door	yes
Door hinges	right, reversible on site
Insulation	83 - 60 mm
Gross / net weight	172 / 153 kg
Also available in white as	BGPv 8420
Accessories	
Optional castor set	9590581
Foot pedal opener	9590659
Flour-dust filter	9590247
RS485 interface converter	9086860



BGPv 6570

ProfiLine

Gross / net capacity	602 / 365 litre
Exterior dimensions in mm (w / d / h)	700 / 830 / 2120
Interior dimensions in mm (w / d / h)	410 / 650 / 1550
Energy efficiency class ¹	D
Energy consumption in 365 days	1874 kWh
Climate class (energy directive)	5
Temperature class (energy directive)	L1
Climate class (safety standard)	5
Ambient temperature range ²	+10 °C to +40 °C
Refrigerant	R 290
Sound power level	60 dB(A)
Connection rating	4.0 A
Frequency / voltage	50 Hz / 220 - 240V~
Heat output	1088 kJ/h
Cooling system	forced-air
Defrost	automatic
Temperature range	-10 °C to -35 °C
Bakery standard	400 × 600 mm (400 mm wide)
External cabinet finish	stainless steel
Door material	stainless steel
Internal liner material	304-grade stainless steel
Type of control	LED 7-segment display with buttons
Temperature display	external digital
Fault: warning signal	visual and audible
Connectivity type	SmartCoolingHub
Connectivity solution	retrofittable
Interface	RS485 (optional)
Adjustable shelves	20
Shelf material	stainless steel L-shaped trayslides
Height of adjustable feet	120 - 170 mm
Handle	full-length integrated handle
Type of lock	mechanical
Self-closing door	yes
Door hinges	right, reversible on site
Insulation	83 - 60 mm
Gross / net weight	153 / 136 kg
Also available in white as	BGPv 6520
Accessories	
Optional castor set	9590581
Foot pedal opener	9590659
Flour-dust filter	9590247
RS485 interface converter	9086860

The advantages at a glance

Clear appliance information

All appliance information such as the model designation or serial and service number can be read off the display. That saves you time looking or even clearing the interior to find the label.

LED ceiling lighting

Even in a dark environment, the LED ceiling lighting provides good illumination of the interior. This not only saves time looking for what you want, but above all, cuts energy costs.

Temperature range +1 °C/+15 °C

Liebherr appliances for bakeries and the catering industry have an impressively stable temperature range between +1 °C and +15 °C – ensuring fresh and delicious food for even longer.



Self-closing door

To make loading, unloading and cleaning easier, the appliance door stays open if opened by more than 90°. If the opening angle is less than 90°, it closes automatically.

Temperature stability meets the requirements of DIN EN 16825:2015

Liebherr refrigerators have an impressively stable temperature ranging between -1°C and 5°C. This not only maintains the storage climate, but also the value of your goods and ingredients.

Food-safe interior

All materials used in Liebherr appliances for bakeries and the catering industry are food-safe and thus ideally suitable for storing unpackaged foods.

Power failure info

The power failure info reports when the appliance was temporarily without power and what the maximum temperature was during this time. This allows you to better assess the potential loss of quality.

Interchangeable door hinge

The door hinge comes fitted on the right side but can easily be changed to the left without any additional parts. This allows you maximum freedom when choosing your installation location.



Mechanical lock

All Liebherr appliances for bakeries and the catering industry are equipped with a mechanical lock with two keys. This ensures that unauthorised persons cannot access your products.

Ergonomic slimline door handle

The door handle is designed for frequent use. It is ergonomic and easy to grip with either hand, and it is very easy to clean.

Replaceable door seal

Save time and money: Liebherr's plug-in door seals can be easily replaced. If a seal is damaged, you can replace it yourself without any tools.

Smart Frost

SmartFrost greatly reduces the frost build-up in the interior and on the stored food. Defrosting is required less often because the foam-insulated evaporator ensures even and energy efficient cooling.



BRFvg 5511 Performance

The equipment details shown depend on the model; the description for the respective model applies.



Suitable for Euronorm baking trays

The perfect fit: Euronorm baking trays can be perfectly placed onto the robust L-shaped shelf rails and easily removed again. After all, every Liebherr bakery appliance has been explicitly designed to use standardised baking trays.



Liebherr UI & Connectivity Ready

Convenience at your fingertips: Read out the appliance status from the control panel integrated flush in the door without needing to open it. The menu guidance is self-explanatory and controlled by three touch buttons. The retrofittable WiFi/LAN interface connects appliances to external systems.



HumidityControl

The perfect climate conditions can only be created with the correct combination of temperature and humidity. HumidityControl allows you to adjust the humidity to your needs. For an optimal storage climate and the opportunity to enjoy that freshness for even longer.

Refrigerators for bakery trays with plastic inner liner



BRFvg 5511

Performance

Gross / net capacity	533 / 360 litre
Exterior dimensions in mm (w / d / h)	747 / 769 / 1684
Interior dimensions in mm (w / d / h)	606 / 468 / 1371
Energy efficiency class ¹	D
Energy consumption in 365 days	881 kWh
Climate class (energy directive)	4
Temperature class (energy directive)	M1
Climate class (safety standard)	5
Ambient temperature range ²	+10 °C to +40 °C
Refrigerant	R 600a
Sound power level	49 dB(A)
Connection rating	2.0 A
Frequency / voltage	50 Hz / 220 - 240V~
Heat output	504 kJ/h
Cooling system / Defrost	forced-air / automatic
Temperature range	+1 °C to +15 °C
Bakery standard	600 × 400 mm (600 mm wide)
External cabinet finish	steel / white
Door material	glass door
Internal liner material	commercial grade moulded polystyrol
Type of control	monochrome display, touch buttons
Temperature display	external digital
Fault: warning signal	visual and audible
Interior light	LED ceiling lighting, separate connection and dimmable
Connectivity type	SmartModule
Connectivity solution	retrofittable
Interface	WiFi/LAN (optional)
Shelf material	stainless steel L-shaped trayslides
Shelf loading	60 kg
Handle	aluminium handle
Type of lock	mechanical
Self-closing door	yes
Door hinges	right, reversible on site
Insulation	63/26 mm
Gross / net weight	103 / 85 kg
Accessories	
L-shaped trayslide, right	9006231
L-shaped trayslides, left	9006229
Castors Ø 80 mm	9086926
Castors Ø 100 mm	9080023
Adjustable feet, 90 - 120 mm	9080022
Adjustable feet, 150 - 180 mm	9086924
Additional lock barrels (up to 5)	on request
Side-by-Side set	on request
SmartModule	6145269

Freezer for bakery trays with plastic inner liner



BRFvg 5501

Performance

Gross / net capacity	496 / 361 litre
Exterior dimensions in mm (w / d / h)	747 / 769 / 1684
Interior dimensions in mm (w / d / h)	606 / 468 / 1388
Energy efficiency class ¹	C
Energy consumption in 365 days	443 kWh
Climate class (energy directive)	5
Temperature class (energy directive)	M1
Climate class (safety standard)	5
Ambient temperature range ²	+10 °C to +40 °C
Refrigerant	R 600a
Sound power level	49 dB(A)
Connection rating	2.0 A
Frequency / voltage	50 Hz / 220 - 240V~
Heat output	196 kJ/h
Cooling system / Defrost	forced-air / automatic
Temperature range	+1 °C to +15 °C
Bakery standard	600 × 400 mm (600 mm wide)
External cabinet finish	steel / white
Door material	steel
Internal liner material	commercial grade moulded polystyrol
Type of control	monochrome display, touch buttons
Temperature display	external digital
Fault: warning signal	visual and audible
Interior light	
Connectivity type	SmartModule
Connectivity solution	retrofittable
Interface	WiFi/LAN (optional)
Shelf material	stainless steel L-shaped trayslides
Shelf loading	60 kg
Handle	aluminium handle
Type of lock	mechanical
Self-closing door	yes
Door hinges	right, reversible on site
Insulation	63/67 mm
Gross / net weight	86 / 79 kg
Accessories	
L-shaped trayslide, right	9006231
L-shaped trayslides, left	9006229
Castors Ø 80 mm	9086926
Castors Ø 100 mm	9080023
Adjustable feet, 90 - 120 mm	9080022
Adjustable feet, 150 - 180 mm	9086924
Additional lock barrels (up to 5)	on request
Side-by-Side set	on request
SmartModule	6145269

¹ As per EU Regulation 2015/1094-IV.
² Indicates the ambient temperature at which the appliance can be safely operated.



BFFsg 5501

Performance

Gross / net capacity	496 / 402 litre
Exterior dimensions in mm (w / d / h)	747 / 769 / 1683
Interior dimensions in mm (w / d / h)	606 / 468 / 1388
Energy efficiency class ¹	
Energy consumption in 365 days	1241 kWh
Climate class (energy directive)	7
Temperature class (energy directive)	L1
Climate class (safety standard)	5
Ambient temperature range ²	+10 °C to +40 °C
Refrigerant	R 290
Sound power level	49 dB(A)
Connection rating	2.0 A
Frequency / voltage	50 Hz / 220 - 240V~
Heat output	767 kJ/h
Cooling system / Defrost	static / manual
Temperature range	-9 °C to -26 °C
Bakery standard	600 × 400 mm (600 mm wide)
External cabinet finish	steel / white
Door material	steel
Internal liner material	commercial grade moulded polystyrol
Type of control	monochrome display, touch buttons
Temperature display	external digital
Fault: warning signal	visual and audible
Interior light	
Connectivity type	SmartModule
Connectivity solution	retrofittable
Interface	WiFi/LAN (optional)
Shelf material	stainless steel L-shaped trayslides
Shelf loading	60 kg
Handle	aluminium handle
Type of lock	mechanical
Self-closing door	yes
Door hinges	right, reversible on site
Insulation	63/67 mm
Gross / net weight	94 / 88 kg
Accessories	
L-shaped trayslide, right	9006231
L-shaped trayslides, left	9006229
Castors Ø 80 mm	9086926
Castors Ø 100 mm	9080023
Adjustable feet, 90 - 120 mm	9080022
Adjustable feet, 150 - 180 mm	9086924
Additional lock barrels (up to 5)	on request
Side-by-Side set	on request
SmartModule	6145269

Refrigerators and freezers for bakery trays with dynamic cooling and stainless steel inner liner



Side-by-Side set

The Side-by-Side set is easy to fit and enables the convenient use of two or more appliances next to one another and also allows their arrangement in a visually appealing manner. Furthermore, the Side-by-Side set prevents condensation and ice formation between two appliances which, without the Side-by-Side set, would otherwise be positioned next to one another.



Optional castor set

The sturdy castors (diameter 100 mm) allow the appliances to be moved easily and make it easy to clean the floor underneath the appliances. Two castors are equipped with brakes.



Foot pedal opener

If you don't have a hand free, you can conveniently open the door with the foot pedal opener available as an accessory.



Flour-dust filter

The flour-dust filter protects refrigeration components from dust deposits, for example caused by floured dough, thus avoiding potentially costly service calls. After installation, the integrated metal filter mat can be removed and cleaned without any tools. Can be cleaned in a dishwasher at 50°C.



RS485 connector plug

In order to connect your professional Liebherr appliances in a network with the SmartCoolingHub, you will need the RS485 connector plugs in addition to the connection cable.

Refrigerators and freezers for bakery trays with plastic inner liner



L-shaped trayslides

Additional L-shaped trayslides (60 cm x 40 cm) are available.



Castors Ø 100 mm / Castors Ø 80 mm

The sturdy castors (Ø 100 / 80 mm) facilitate transport and allow quick cleaning underneath and behind the appliance. A total of four castors including mounting accessories are supplied. Two of the castors also have a locking brake.



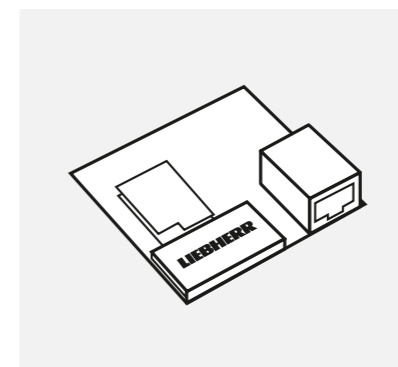
Height-adjustable feet, 150 – 180 mm

The height-adjustable feet create the necessary clearance for easy cleaning under the appliance. With an individually adjustable height of 150 to 180 mm, they perfectly compensate any unevenness on the floor.



Height-adjustable feet, 90-120 mm

The height-adjustable feet create the necessary clearance for easy cleaning under the appliance. With an individually adjustable height of 90 to 120 mm, they perfectly compensate any unevenness on the floor.



SmartModule

SmartModule connects refrigerators and freezers in a network with Liebherr SmartMonitoring and allows you to use its extensive digital monitoring and documentation functions. In addition, appliances can be integrated into a customer's existing monitoring system via a local API. The small electronic unit with integrated LAN/WiFi is ready to use as soon as it is mounted on the back of the appliance.

On request

Side-by-side set

Using the side-by-side set, two appliances can be placed next to each other. The required gap between the appliances is maintained, and they are neatly connected by the cover strip. This ensures tidy installation and avoids any condensation or water between the appliances.

Special locking

To protect the stored products from unwanted access, up to 5 additional special locks are available as accessories for the refrigerators and freezers. This way, different locks can be installed on several appliances so that only the people responsible for a particular appliance have access to it.



Beverage coolers by Liebherr – quench your thirst for more.

Cool beverages are always in fashion. It is therefore all the more important not only to cool them perfectly but also to place them in the best light. The beverage coolers by Liebherr are specially designed for this. Large glass fronts and room-filling LED lighting give your bottles and cans the perfect setting and whet the appetite for refreshment. Easily height-adjustable and versatile grid shelves allow you to use every centimetre of the appliance.

Brands and goods can be presented effectively by individual branding and design options. The high energy efficiency and extreme longevity of the appliance and their individual components pay off permanently in the overall operating costs. A further plus for sustainability: the use of environmentally friendly refrigerants.

Increase the awareness of your brand.

Whether it is in your individually designed brand look or with special features: Liebherr appliances fulfil virtually every requirement. The broad selection of models and a versatile accessory range make it easy to find the ideal solution for every purpose.

Direct digital printing: How to inspire customers with your brands.

A wide range of possibilities: Direct digital printing allows your advertising message or motif to be printed directly onto the housing. It enables you to expertly draw attention to your company or your brands, whether in the form of a realistic photographic representation of the product, an artistic motif or a perfectly presented company logo. We can also produce in small quantities – completely custom-made. We use the CMYK colour model, the currently standard system for digital four-colour printing.



Closed rear wall

The closed rear wall which is available as an option (depending on the version) makes the appliance ideal for freestanding use. It blends in more harmoniously with its surroundings when installed, and also gives you the option of placing advertising messages across the entire surface of the appliance.

360° presentation

Thanks to the 360° design options, you can communicate creative and effective messages over the entire surface of the appliance, whether with a photo-realistic representation of your product, an artistic motif or a perfectly presented company logo.

Benefits at a glance:

- Visual refinement of the appliances using colour brilliance, high resolution, depth of field and three-dimensional rendition.
- Individual and flexible design for effective advertising messages
- Increase brand awareness and increase turnover
- 180° branding: The design is printed directly onto the surface with an exact fit and over the entire surface, and is guided over the edges of the appliance
- Easy to clean, and resistant to both scratches and UV light
- Available in small quantities
- Resilient branding: neither accidental nor intentional removal is possible
- To protect the design: The appliance is delivered with foil

Putting your branding in the right light



Individual colour scheme

Design your appliance as you like! The exceptional branding options of direct digital printing allow us to individually customise appliances at the factory in the style specified by the customer.



PVC label

This widely used technique involves applying the desired subject onto a suitable adhesive label (mostly PVC film), depending on the number of pieces and motif. This is fitted accurately onto the foamed chest or fridge housing.



Glass door sticker

The glass door can be designed using individual labels. These are also available as "non-permanent" labels which can be easily removed at any time, leaving no residue.



LED lighting integrated into the glass door

An individual motif can be engraved into the glass door and then illuminated. Only the motif is illuminated, which makes it particularly stand out. The engraving is located between the two insulated glass panes (available with the FKv 50 and FKv 30).



Lenticular methods



3D effect

3D branding

3D branding gives an appliance an extraordinarily attractive appearance and gives creative imagery brand new possibilities. High quality adhesive labels can be printed in 3D using a special method called lenticular printing. We also use different levels and layers of printing on the glazing, which, combined with the right backlighting, produce a 3D effect. This makes every appliance an eye-catcher in its own right and activates the impulse to buy.




Refrigerators



Premium/PremiumPlus



Performance series



Perfection series

Environmental conditions

Temperature stability

Storage safety

Features

Energy consumption

Compliance

Premium/PremiumPlus

FKv/FKUv/FKDv

CC2

EN 16902

+1 to +15 °C/+2 to +12°C

Class K4

Self-closing door

Mechanical lock (except FKDv 4513)

Analogue thermometer/digital thermometer/
electric control with 7-segment display

Analogue control

Glass door appliances: LED lighting

Bar handle

SuperEfficient

EU directive 2019/2018 – bottle cooler

Safety machinery directive – EN 60335

Performance series

MRFvc/MRFvd/MRFec

Appliances with foamed door: CC3

Appliances with glass door: CC2

EN 16902

+2 to 9 °C/+1 to 15 °C

Class K4

Self-closing door < 90°

Mechanical lock (except MRFec models)

Analogue thermometer/digital thermometer

Analogue control

Castors/adjustable feet as accessory

Glass door appliances: LED lighting

MRFvd appliances with foamed door: LED
ceiling lighting

Recessed grip

SuperEfficient

EU directive 2019/2018 – bottle cooler

Safety machinery directive – EN 60335

Perfection series

MRFvg

Appliances with foamed door: CC3

Appliances with glass door: CC2

EN 16902

-2 to 15 °C

Class K4

Visual and audible alarms

Self-closing door < 90°

Monochrome display, touch buttons

Commercial grade moulded polystyrol

Energy management system

Castors/adjustable feet as accessory

Glass door appliances: double-sided vertical
LED lightingAppliances with foamed door: LED ceiling
lighting

Recessed grip

SuperEfficient

EU directive 2019/2018 – bottle cooler

Safety machinery directive – EN 60335

The advantages at a glance

Dynamic cooling system

The dynamic cooling system (with fan) cools freshly stored beverages within a very short amount of time to the optimal drinking temperature and ensures a constant temperature in the interior.

Deep drawn plastic inner liner

The deep drawn plastic inner liner is odour-neutral, very sturdy, long-lasting and offers perfect hygiene due to large, easy to clean corner radii.

Housing made of powder-coated steel sheet

The housing made of powder-coated steel sheet is designed without gaps and therefore extremely robust, impact-resistant and easy to clean. The high drawn side walls can be individually designed according to customer wishes and used for branding purposes.

RoHS and WEEE conformity

RoHS and WEEE conformity due to the use of environmentally friendly materials in combination with optimal recyclability.

PFC-free coolant

The natural and PFC-free refrigerant R 600a is environmentally friendly and, in combination with powerful compressors, very energy efficient.

Highly dampening insulation

The highly dampening insulation reduces the energy consumption and ensures a constant temperature in the interior.

Interchangeable door hinge

The interchangeable door hinge enables adjustment to an installation location.

Variable temperature range

The variable temperature zone enables individual temperature control.

Exchangeable magnetic seal

The doors are designed with an easily exchangeable magnetic seal.

Fan stop function

When the door is opened, the automatic fan stop function minimises the outflow of cold air.



Robust handle

The robust handle enables fast access and guarantees stability even during frequent door openings.

Stable grid shelves with pull-out stop

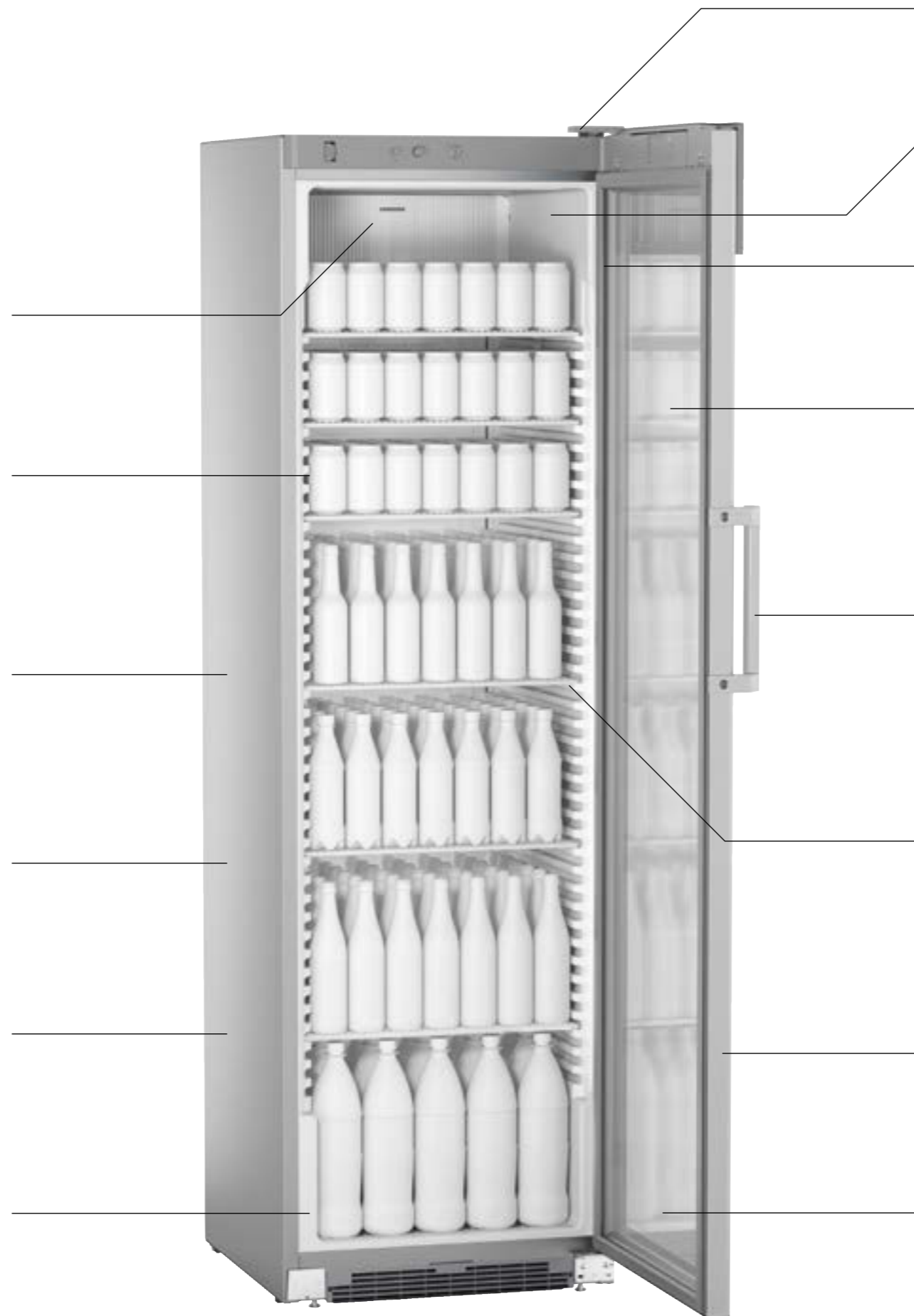
The stable grid shelves are easy to adjust and make the interior highly variable. It can be adjusted to different sizes of containers or bottles to ensure best possible use. The pull-out stop in the middle of the grid shelves ensures your products are stored safely. It is not possible to accidentally pull them out. The strengthening bar on the grid shelf also protects the goods and marks where the goods are placed.

Design and functionality

Design and functionality combined in a cool way: The HardLine design with contour edges on the sides fulfils the highest expectations in terms of elegance.

Glass door

The insulating glass door offers a perfect view, ensures optimal energy efficiency and contributes to effective goods presentation.



FKDv 4513 Premium

The equipment details shown depend on the model; the description for the respective model applies.

Quality right down to the smallest detail

Display fridges by Liebherr offer ideal prerequisites for an effective and sales-promoting goods presentation. From the LED display to the switchable LED interior light and the variable interior, these applications offer several possibilities to present your stored products perfectly. The display can be individually designed by attractive branding variants. Height-adjustable grids enable easy adaptation to different bottle and container sizes. The dynamic cooling system contributes to the fast cooling – and therefore to quick saleability.



Attractive illuminated display

Liebherr offers attractive possibilities to draw attention to appliances, goods and your brand. Depending on needs, the display field can be adapted by the customer. Four individual display variants support you in this:

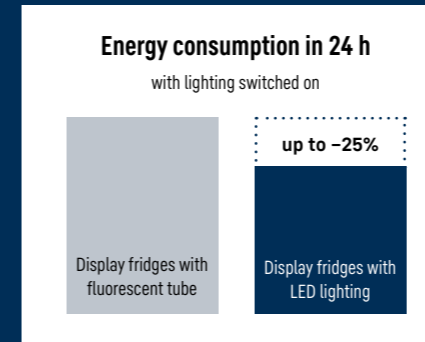
The transparent LightGuideDisplay installed on the inside of the door (FKDv 4523) can be partially illuminated. This enables a clear view of the products while drawing attention to your brand.

The LightGuide display (FKDv 4513) attached to the outside of the door and illuminated over the entire surface puts your brand centre stage and draws attention to it. No separate mains supply is necessary for the lighting.



The door sticker attached to the interior of the door (FKDv 4503) is impressively displayed by the ceiling lighting.

The LED-backlit display (FKDv 4203/4211/4213) draws attention to your brand.



Best energy efficiency, low operating costs

All display fridges are equipped with innovative LED lighting. When the lighting is switched on, the highly efficient LED lighting reduces the overall energy consumption by 13 to 25 percent compared with comparable models with fluorescent tubes. The operating costs are considerably reduced – and the higher purchasing price of display fridges with LED lighting pays off within a very short time.



Special equipment as a customer variant: EMS control panel

The EMS system installed as standard in the model FKDv 4523 (available as special equipment in other display fridges) is the convenient technology for more energy efficiency. The control system detects door opening cycles, for example, to which the cooling technology reacts by providing needs-based cooling. In combination with a light switch-off, this leads to considerable energy savings.



Optimised facing

The raised insulating glass door enables a clear view inside the appliance and an optimal goods presentation. In addition, there is considerably more available volume. The special glass ensures good insulation and supports low energy consumption (FKDv 4503/4513/4523).



LED interior light

The separately switchable LED interior lighting is energy efficient and puts products centre stage for optimal goods presentation. An overview of our variants:

The LED strip lighting on both sides optimally shows off the goods by means of light accents from two sides. The interior illumination underscores the exclusiveness of your products (FKDv 4523).



The LED strip lighting on one side enables a perfect goods presentation (FKDv 4211/4213/4503/4513).



The space-saving integrated LED ceiling lighting provides an accentuated illumination of the interior from above (FKDv 4203/4503).



FKDv 4523
PremiumPlus

FKDv 4523 ver. 875
PremiumPlus

FKDv 4513
Premium

FKDv 4503
Premium

FKDv 4213 ver. 744
Comfort

FKDv 4211
Comfort

FKDv 4203
Comfort

Gross / net capacity

Exterior dimensions in mm (w / d / h)

Interior dimensions in mm (w / d / h)

Energy efficiency class ¹

Energy consumption in 365 days ²

Climate class (energy directive)

Temperature class (energy directive)

Climate class (safety standard)

Ambient temperature range ³

Refrigerant

Sound power level

Connection rating

Frequency / voltage

Heat output

Cooling system / Defrost

Temperature range

External cabinet finish

Door material

Internal liner material

Type of control

Temperature display

Interior light

Adjustable shelves / Shelf material

Loading capacity 0.5L PET / facings 0.5L PET

Loading capacity 0.33L can / facings 0.33L can

Shelf loading

Handle

Type of lock

Self-closing door

Door hinges

Gross / net weight

Also available in white as

Accessories

Grid shelf in grey / black / white

Base grid in grey / black / white

Wooden grid

Perforated metal shelf in grey

Flexible scanner rail for shelves

Gravity feed shelf on telescopic runners

Gravity feed shelf without runners

Protection bracket

Castors for the protection bracket

Lock / Additional lock barrel

Side-by-Side set

441 / 422 litre

600 / 696 / 2027

456 / 516 / 1804



687 kWh

CC2

K4

5

+10°C to +40°C

R 600a

52 dB(A)

1.5 A

50 Hz / 220 - 240V~

742 kJ/h

forced-air / automatic

+2°C to +12°C

steel / black

glass door

moulded polystyrol (silver)

LED 7-segment display with buttons

internal digital

LED light column both sides, separate connection

6 / wire shelves plastic-coated

304 / 7

608 / 7

45 kg

heavy-duty aluminium handle

mechanical

yes

right, reversible on site

93 / 85.6 kg

7113221 / 7113235 / 7113308

7113243 / 7113239 / 7113312

7114000

9029023

7435208

9007659

9007045

7790671

7790761

9902462

441 / 422 litre

600 / 696 / 2027

456 / 516 / 1804



680 kWh

CC2

K4

5

+10°C to +40°C

R 600a

52 dB(A)

1.5 A

50 Hz / 220 - 240V~

742 kJ/h

forced-air / automatic

+2°C to +12°C

steel / black

glass door

moulded polystyrol (silver)

rotary control

internal analogue

LED light column both sides, separate connection

6 / wire shelves plastic-coated

304 / 7

608 / 7

45 kg

heavy-duty aluminium handle

mechanical

yes

right, reversible on site

92 / 88 kg

7113221 / 7113235 / 7113308

7113243 / 7113239 / 7113312

7114000

9029023

7435208

9007659

9007045

7790671

7790761

9902462

441 / 422 litre

600 / 696 / 2027

456 / 516 / 1804



580 kWh

CC2

K4

5

+10°C to +40°C

R 600a

52 dB(A)

1.5 A

50 Hz / 220 - 240V~

742 kJ/h

forced-air / automatic

+2°C to +12°C

steel / grey

glass door

commercial grade moulded polystyrol

rotary control

internal analogue

LED strip lighting, right, separate connection

6 / wire shelves plastic-coated

304 / 7

608 / 7

45 kg

heavy-duty aluminium handle

mechanically retrofittable

yes

right, reversible on site

92 / 86 kg

7113221 / 7113235 / 7113308

7113243 / 7113239 / 7113312

7114000

9029023

7435208

9007659

9007045

7790671

7790761

9590067

441 / 422 litre

600 / 696 / 2027

456 / 516 / 1800



614 kWh

CC2

K4

5

+10°C to +40°C

R 600a

52 dB(A)

1.5 A

50 Hz / 220 - 240V~

742 kJ/h

forced-air / automatic

+2°C to +12°C

steel / grey

glass door

commercial grade moulded polystyrol

rotary control

internal analogue

LED ceiling- and vertical lighting

6 / wire shelves plastic-coated

304 / 7

608 / 7

45 kg

heavy-duty aluminium handle

mechanical

yes

right, reversible on site

92 / 86 kg

7113221 / 7113235 / 7113308

7113243 / 7113239 / 7113312

7114000

9029023

7435208

9007659

9007045

7790671

7790761

403 / 385 litre

600 / 687 / 2010

456 / 516 / 1660



547 kWh

CC2

K4

5

+10°C to +40°C

R 600a

52 dB(A)

1.5 A

50 Hz / 220 - 240V~

634 kJ/h

forced-air / automatic

+2°C to +12°C

steel / black

glass door

moulded polystyrol (silver)

rotary control

internal analogue

LED strip lighting, right, separate connection

5 / wire shelves plastic-coated

256 / 7

512 / 7

45 kg

ergonomic slimline handle

mechanical

yes

right, reversible on site

85 / 79 kg

FKDv 4213

7113221 / 7113235 / 7113308

7113243 / 7113239 / 7113312

7114000

9029023

7435208

9007659

9007045

7790603

7790761

on request

9902275

387 / 385 litre

600 / 687 / 2010

456 / 516 / 1660



472 kWh

CC2

K4

5

+10°C to +40°C

The advantages at a glance



Electronic control

The electronic controls integrated flush in the door give you the precise interior temperature. Read the set temperature easily and accurately on the temperature display – without battery change.

Dynamic cooling system

The dynamic cooling system with fan rapidly cools the goods and ensures an almost constant temperature distribution in the interior.



LED light columns

The LED lighting columns are attached on the sides and dimmable. They illuminate the upper and lower area of the interior in a pleasant light.

Seamless inner liner

The smooth, seamless interior container with large corner radii is particularly easy to clean. This prevents odours building up in the interior.

Closed rear wall

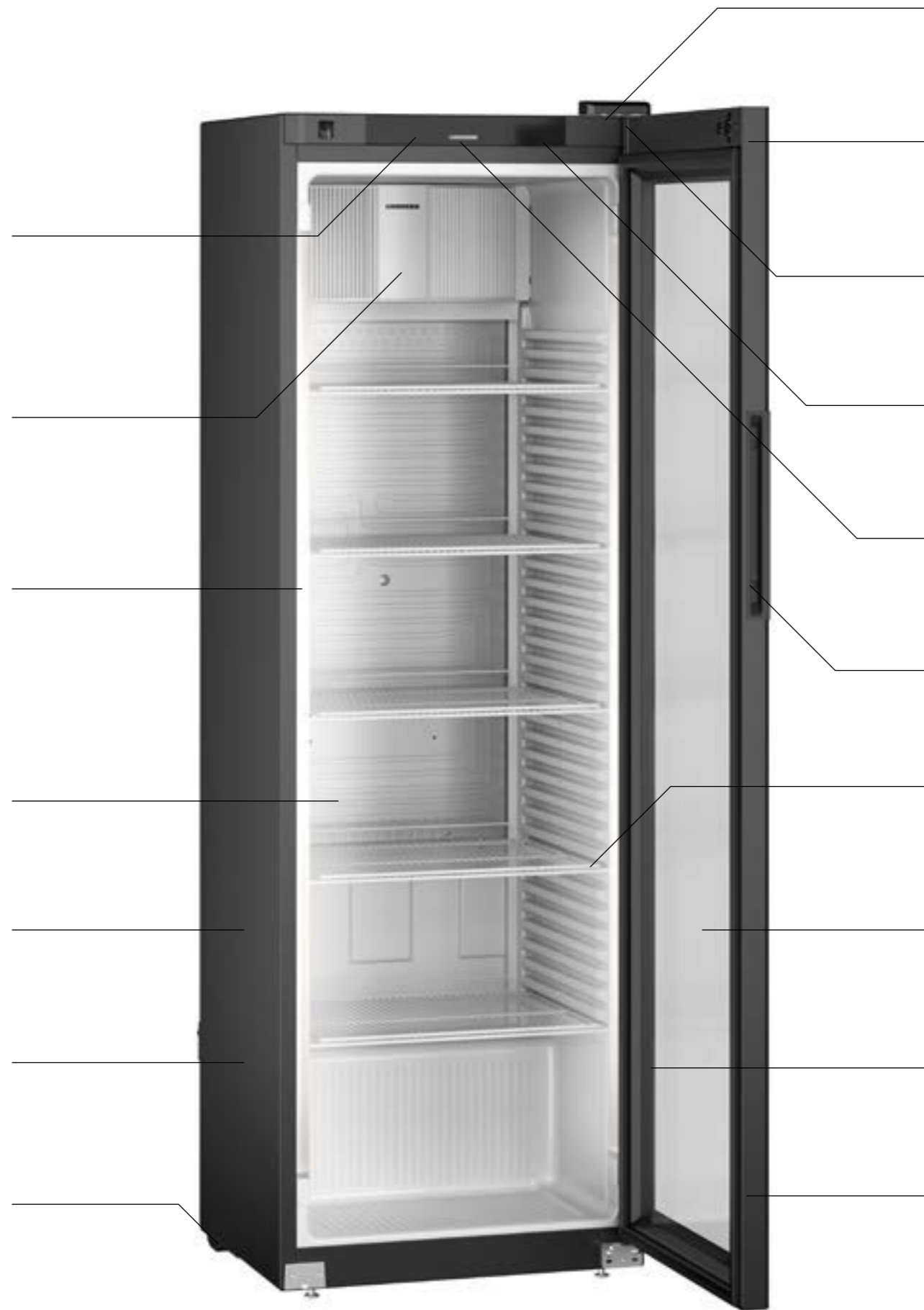
The optional, closed rear wall means that the appliance can stand freely in the room – perfect for 360° branding.

Individual design

You can design the housing individually according to your requirements. It is robust, impact-resistant and easy to clean.

Adjustable feet and wheels

The adjustable feet and wheels can be fitted quickly for transportation. They also allow the floor below the appliances to be cleaned in a convenient and easy manner.



MRFvg 4011 Perfection

The refrigerant R 600a

Natural and efficient: The refrigerant R 600a in conjunction with highly efficient compressors has an extremely high performance level and is also future-proof thanks to its low potential for greenhouse gas emissions.

Electronic lock

The electronic lock can be opened and closed with the remote control. This unit works with several appliances.

Door hinges

The interchangeable door hinge allows you fill or empty your appliance in any place.

Enhanced temperature range

The optimum temperature can be set for every type of beverage thanks to the expanded temperature range from -2 °C to +15 °C.

Eco mode

Optimum energy efficiency. The Eco mode significantly reduces power consumption and thus helps to keep your electricity costs low.

Recessed grip

The recessed grip enables you to open and close the door in a very comfortable manner. Nothing protrudes. A huge advantage when space is at a premium.

Grid shelves with pull-out stop

The grid shelves are height-adjustable with a great load capacity. The pull-out stop enhances safety as it prevents units being pulled out inadvertently.

Single-pane safety glass

The hardened single-pane safety glass doors are highly shatter-resistant. The sparing use of aluminium profiles in the frame means that the presentation area is particularly large.

Pluggable door seals

Save time and money. You can replace the plug-in door gaskets yourself quickly and easily. No tools or technician's appointment required.

Door closed from <90°

The door closes from an angle of <90° fully automatically and prevents cold air from escaping. The door stays open at an angle of more than 90° so that you can empty and fill the appliance conveniently.

Beverages sell in greater numbers if they not only taste good but also look good. With its high-quality design and the classy LED interior lighting, the new Liebherr bottle cooler will whet appetites for refreshment. It also has impressively efficient and environmentally friendly cooling technology with low energy costs. The single-pane safety glass doors enable your customers to see the goods clearly and are also very shatter-proof. Height-adjustable grid shelves enable you to place goods exactly where your customers can see them best.



Quality right down to the smallest detail



Remote security

You can operate the electronic door lock conveniently via remote control. For example, from the cash desk to open an appliance and then close it again securely. You can save a lot of time in this way as this works for several appliances simultaneously. In the event of an emergency, you can of course still open the door directly on the appliance.




A visible sales booster

Drinks in, spotlight on: two vertical lighting columns pleasantly illuminate the appliance interior. This gives your customers an optimum view of the goods and whets their appetite for your products.



Smart networking

Connected with maximum security: SmartMonitoring from Liebherr continuously documents the temperature in your appliance and sends alarms in the event of any deviations from the settings. The digital monitoring solution can be used as an option and can also be retrofitted to older appliances.




Save resources and money

Eco mode reduces energy consumption and lowers costs. To achieve this, the appliance increases the temperature during periods when it is not in use, for example at night. You can choose between two levels: In Eco mode, the light in the fridge remains switched on; it is switched off in EcoPlus mode.



Convenience at your fingertips

Read out the appliance status from the user interface integrated flush in the door without needing to open it. The menu guidance is self-explanatory and is controlled by three touch buttons. The optional LAN/WLAN interface also enables you to connect your cooling appliance with your SmartMonitoring solution.



Self-closing door

An appliance door that simplifies your work processes and that closes automatically from an opening angle of up to 90°, thereby preventing the fridge or freezer from being left open inadvertently. This keeps the interior temperature stable and the quality of the stored goods is maintained. The door remains open from an angle of 90° and you can empty or fill the appliance conveniently.

Fridges with dynamic cooling



MRFvg 4011
Perfection

Gross / net capacity	400 / 286 litre
Exterior dimensions in mm (w / d / h)	597 / 654 / 1884
Interior dimensions in mm (w / d / h)	475 / 423 / 1659
Energy efficiency class ¹	C
Energy consumption in 365 days ²	433 kWh
Climate class (energy directive)	CC2
Temperature class (energy directive)	K4
Climate class (safety standard)	5
Ambient temperature range ³	+10 °C to +40 °C
Refrigerant	R 600a
Sound power level	50 dB(A)
Connection rating / Frequency / voltage	2.0 A / 50 Hz / 220 – 240V~
Heat output	346 kJ/h
Cooling system / Defrost	forced-air / automatic
Temperature range	-2 °C to +15 °C
External cabinet finish	steel / black
Door material	glass door
Internal liner material	moulded polystyrol (silver)
Type of control / Temperature display	monochrome display, touch buttons / external digital
Fault: warning signal	visual and audible
Interior light	LED light column both sides, separate connection and dimmable
Connectivity type / Connectivity solution	SmartModule / retrofittable
Interface	WiFi/LAN (optional)
Adjustable shelves / Shelf material	5 / wire shelves plastic-coated
Loading capacity 0.5L PET / facings 0.5L PET	253 / 7
Loading capacity 0.33L can / facings 0.33L can	506 / 7
Shelf loading	45 kg
Handle / Type of lock	recessed grip / electronic, with remote control
Self-closing door / Door hinges	yes / right, reversible on site
Gross / net weight	88 / 80 kg
Also available as	MRFvg 4011 version 003 Half Reload
Accessories	
Grid shelf in grey / black / white	7113221 / 7113235 / 7113308
Base grid in grey / black / white	7113243 / 7113239 / 7113312
Gravity feed shelf: telescopic / fixed	9007659 / 9007045
Flexible scanner rail for shelves	7435208
Wooden grid	7114000
Perforated metal shelf in grey	9029023
SmartModule	6145269
Digital input for electronic lock	9086958
Remote control	6123395
Optional castor set / Set of adjustable legs	
Protection bracket / Castors for the protection bracket	7790512 / 7790761
Side-by-Side set in grey / black / white	9006973 / 9017744 / 9006786



MRFvg 3511
Perfection

Gross / net capacity	347 / 250 litre
Exterior dimensions in mm (w / d / h)	597 / 654 / 1684
Interior dimensions in mm (w / d / h)	475 / 423 / 1459
Energy efficiency class ¹	C
Energy consumption in 365 days ²	390 kWh
Climate class (energy directive)	CC2
Temperature class (energy directive)	K4
Climate class (safety standard)	5
Ambient temperature range ³	+10 °C to +40 °C
Refrigerant	R 600a
Sound power level	50 dB(A)
Connection rating / Frequency / voltage	2.0 A / 50 Hz / 220 – 240V~
Heat output	323 kJ/h
Cooling system / Defrost	forced-air / automatic
Temperature range	-2 °C to +15 °C
External cabinet finish	steel / black
Door material	glass door
Internal liner material	moulded polystyrol (silver)
Type of control / Temperature display	monochrome display, touch buttons / external digital
Fault: warning signal	visual and audible
Interior light	LED light column both sides, separate connection and dimmable
Connectivity type / Connectivity solution	SmartModule / retrofittable
Interface	WiFi/LAN (optional)
Adjustable shelves / Shelf material	4 / wire shelves plastic-coated
Loading capacity 0.5L PET / facings 0.5L PET	207 / 7
Loading capacity 0.33L can / facings 0.33L can	414 / 7
Shelf loading	45 kg
Handle / Type of lock	recessed grip / electronic, with remote control
Self-closing door / Door hinges	yes / right, reversible on site
Gross / net weight	78 / 73 kg
Also available as	MRFvg 3511 version 003 Half Reload
Accessories	
Grid shelf in grey / black / white	7113221 / 7113235 / 7113308
Base grid in grey / black / white	7113243 / 7113239 / 7113312
Gravity feed shelf: telescopic / fixed	9007659 / 9007045
Flexible scanner rail for shelves	7435208
Wooden grid	7114000
Perforated metal shelf in grey	9029023
SmartModule	6145269
Digital input for electronic lock	9086958
Remote control	6123395
Optional castor set / Set of adjustable legs	9086926 / 9086924
Protection bracket / Castors for the protection bracket	7790505 / 7790761
Side-by-Side set in grey / black / white	9017742 / 9017743 / 9017739



MRFvg 4001
Perfection

Gross / net capacity	377 / 286 litre
Exterior dimensions in mm (w / d / h)	597 / 654 / 1884
Interior dimensions in mm (w / d / h)	475 / 423 / 1659
Energy efficiency class ¹	C
Energy consumption in 365 days ²	374 kWh
Climate class (energy directive)	CC3
Temperature class (energy directive)	K4
Climate class (safety standard)	5
Ambient temperature range ³	+10 °C to +40 °C
Refrigerant	R 600a
Sound power level	50 dB(A)
Connection rating	2.0 A
Frequency / voltage	50 Hz / 220 – 240V~
Heat output	346 kJ/h
Cooling system / Defrost	forced-air / automatic
Temperature range	-2 °C to +15 °C
External cabinet finish	steel / black
Door material	steel
Internal liner material	moulded polystyrol (silver)
Type of control / Temperature display	monochrome display, touch buttons / external digital
Fault: warning signal	visual and audible
Interior light	LED ceiling lighting, separate connection and dimmable
Connectivity type / Connectivity solution	SmartModule / retrofittable
Interface	WiFi/LAN (optional)
Adjustable shelves / Shelf material	5 / wire shelves plastic-coated
Loading capacity 0.5L PET / facings 0.5L PET	253 / 7
Loading capacity 0.33L can / facings 0.33L can	506 / 7
Shelf loading	45 kg
Handle	recessed grip
Type of lock	electronic, with remote control
Self-closing door / Door hinges	yes / right, reversible on site
Gross / net weight	69 / 64 kg
Accessories	
Grid shelf in grey / black / white	7113221 / 7113235 / 7113308
Base grid in grey / black / white	7113243 / 7113239 / 7113312
Gravity feed shelf: telescopic / fixed	9007659 / 9007045
Flexible scanner rail for shelves	7435208
Wooden grid	7114000
Perforated metal shelf in grey	9029023
SmartModule	6145269
Digital input for electronic lock	9086958
Remote control	6123395
Optional castor set / Set of adjustable legs	9086926 / 9086924
Protection bracket / Castors for the protection bracket	7790512 / 7790761
Side-by-Side set in grey / black / white	9006973 / 9017744 / 9006786

Fridges with dynamic cooling



MRFvg 3501
Perfection

Gross / net capacity	327 / 250 litre
Exterior dimensions in mm (w / d / h)	597 / 654 / 1684
Interior dimensions in mm (w / d / h)	475 / 423 / 1459
Energy efficiency class ¹	C
Energy consumption in 365 days ²	352 kWh
Climate class (energy directive)	CC3
Temperature class (energy directive)	K4
Climate class (safety standard)	5
Ambient temperature range ³	+10 °C to +40 °C
Refrigerant	R 600a
Sound power level	50 dB(A)
Connection rating	2.0 A
Frequency / voltage	50 Hz / 220 – 240V~
Heat output	323 kJ/h
Cooling system / Defrost	forced-air / automatic
Temperature range	-2 °C to +15 °C
External cabinet finish	steel / black
Door material	steel
Internal liner material	moulded polystyrol (silver)
Type of control / Temperature display	monochrome display, touch buttons / external digital
Fault: warning signal	visual and audible
Interior light	LED ceiling lighting, separate connection and dimmable
Connectivity type / Connectivity solution	SmartModule / retrofittable
Interface	WiFi/LAN (optional)
Adjustable shelves / Shelf material	4 / wire shelves plastic-coated
Loading capacity 0.5L PET / facings 0.5L PET	207 / 7
Loading capacity 0.33L can / facings 0.33L can	414 / 7
Shelf loading	45 kg
Handle	recessed grip
Type of lock	electronic, with remote control
Self-closing door / Door hinges	yes / right, reversible on site
Gross / net weight	63 / 58 kg
Accessories	
Grid shelf in grey / black / white	7113221 / 7113235 / 7113308
Base grid in grey / black / white	7113243 / 7113239 / 7113312
Gravity feed shelf: telescopic / fixed	9007659 / 9007045
Flexible scanner rail for shelves	7435208
Wooden grid	7114000
Perforated metal shelf in grey	9029023
SmartModule	6145269
Digital input for electronic lock	9086958
Remote control	6123395
Optional castor set / Set of adjustable legs	9086926 / 9086924
Protection bracket / Castors for the protection bracket	7790505 / 7790761
Side-by-Side set in grey / black / white	9017742 / 9017743 / 9017739

¹ As per EU Regulation 2019/2018.
² Measured as per EN 16902:2016.
³ Indicates the ambient temperature at which the appliance can be safely operated.

Quality right down to the smallest detail



Our high-quality standards apply even to the smallest details. Which is why we examine all components down to the last detail when producing our new Merchandising Coolers. And that benefits you in your daily use of the appliances. It means that as well as the optimised cooling system, the improved lighting, the sturdy grids or even the expanded glass surface in the door ensure energy efficient refrigeration, durability, ergonomic handling and that your products are well presented.



Product presentation

Impressive staging: Now you have a better view of cold drinks because the larger glass surface of the door design displays the products to the customer to grab their attention. And in combination with the energy-saving LED lighting technology, which creates an optimally illuminated interior, it provides the perfect stage for bottles and containers – encouraging customers to reach for the products.



Dynamic cooling system

Efficient: The dynamic cooling system with fan rapidly cools the freshly stored products and ensures an almost constant temperature distribution in the interior. When the door is opened, the automatic fan stop function minimises the outflow of cold air and therefore helps to save energy.



Lighting

Recognisable: The new lighting system comprising an energy-saving LED ceiling light and vertical LED light column (also two light columns on the left and right as an option) means that the interior is optimally illuminated and you have the best possible view of your products.



Ergonomics

Very practical: The doors can be very easily opened using the ergonomic recessed grip. Using the height-adjustable storage shelves, you can easily adjust the interior to suit the size of the bottle or container. This invites customers to reach for the product and promotes sales. For ergonomic handling, the door also has a self-closing mechanism which supports energy-efficient operation.



Improved grid shelves

Corrosion-free grid shelves made of coated steel guarantee a secure hold, constant air circulation and good temperature stability. A pull-out stop prevents them from accidentally sliding out.



Self-closing door/recessed grip/safety glass

To make loading, unloading and cleaning easier, the appliance door stays open if opened by more than 90°. If the opening angle is less than 90°, it closes automatically for safety. The tempered and shatter-proof safety glass ensures safety and stability.



MRFvd 5511
Performance

MRFvd 4011 ver. 744
Performance

MRFvd 3511
Performance

MRFvc 5511
Performance

MRFvc 4011
Performance

MRFvc 3511
Performance

Gross / net capacity	569 / 432 litre
Exterior dimensions in mm (w / d / h)	747 / 769 / 1684
Interior dimensions in mm (w / d / h)	625 / 536 / 1459
Energy efficiency class ¹	
Energy consumption in 365 days ²	535 kWh
Climate class (energy directive)	CC2
Temperature class (energy directive)	K4
Climate class (safety standard)	5
Ambient temperature range ³	+10 °C to +40 °C
Refrigerant	R 600a
Sound power level	50 dB(A)
Connection rating	2.0 A
Frequency / voltage	50 Hz / 220 - 240V-
Cooling system / Defrost	forced-air / automatic
Temperature range	+1 °C to +15 °C
External cabinet finish	steel / grey
Door material	glass door
Internal liner material	commercial grade moulded polystyrol
Type of control	rotary control with digital thermometer
Temperature display	external digital
Interior light	vertical LED light strip recessed in left wall with separate switch
Adjustable shelves / Shelf material	4 / wire shelves plastic-coated
Loading capacity 0.5L PET / facings 0.5L PET	354 / 9
Loading capacity 0.33L can / facings 0.33L can	708 / 9
Shelf loading	60 kg
Handle	recessed grip
Type of lock	mechanical
Self-closing door	yes
Door hinges	right, reversible on site
Gross / net weight	99 / 92 kg
Also available as	

Gross / net capacity	400 / 286 litre
Exterior dimensions in mm (w / d / h)	597 / 654 / 1884
Interior dimensions in mm (w / d / h)	475 / 423 / 1459
Energy efficiency class ¹	
Energy consumption in 365 days ²	566 kWh
Climate class (energy directive)	CC2
Temperature class (energy directive)	K4
Climate class (safety standard)	5
Ambient temperature range ³	+10 °C to +40 °C
Refrigerant	R 600a
Sound power level	50 dB(A)
Connection rating	2.0 A
Frequency / voltage	50 Hz / 220 - 240V-
Cooling system / Defrost	forced-air / automatic
Temperature range	+1 °C to +15 °C
External cabinet finish	steel / grey
Door material	glass door
Internal liner material	moulded polystyrol (silver)
Type of control	rotary control with digital thermometer
Temperature display	external digital
Interior light	vertical LED light strip recessed in left wall with separate switch
Adjustable shelves / Shelf material	5 / wire shelves plastic-coated
Loading capacity 0.5L PET / facings 0.5L PET	253 / 7
Loading capacity 0.33L can / facings 0.33L can	506 / 7
Shelf loading	45 kg
Handle	recessed grip
Type of lock	mechanical
Self-closing door	yes
Door hinges	right, reversible on site
Gross / net weight	85 / 78 kg
Also available as	MRFvd 4011 ver. 001 in grey MRFvd 4011 Var. 003 Half Reload

Gross / net capacity	347 / 250 litre
Exterior dimensions in mm (w / d / h)	597 / 654 / 1684
Interior dimensions in mm (w / d / h)	475 / 423 / 1459
Energy efficiency class ¹	
Energy consumption in 365 days ²	532 kWh
Climate class (energy directive)	CC2
Temperature class (energy directive)	K4
Climate class (safety standard)	5
Ambient temperature range ³	+10 °C to +40 °C
Refrigerant	R 600a
Sound power level	50 dB(A)
Connection rating	2.0 A
Frequency / voltage	50 Hz / 220 - 240V-
Cooling system / Defrost	forced-air / automatic
Temperature range	+1 °C to +15 °C
External cabinet finish	steel / grey
Door material	glass door
Internal liner material	commercial grade moulded polystyrol
Type of control	rotary control with digital thermometer
Temperature display	external digital
Interior light	vertical LED light strip recessed in left wall with separate switch
Adjustable shelves / Shelf material	4 / wire shelves plastic-coated
Loading capacity 0.5L PET / facings 0.5L PET	207 / 7
Loading capacity 0.33L can / facings 0.33L can	414 / 7
Shelf loading	45 kg
Handle	recessed grip
Type of lock	mechanical
Self-closing door	yes
Door hinges	right, reversible on site
Gross / net weight	77 / 72 kg
Also available as	MRFvd 3511 ver. 744 in black, silver interior MRFvd 3511 Var. 003 Half Reload

Gross / net capacity	569 / 432 litre
Exterior dimensions in mm (w / d / h)	747 / 769 / 1684
Interior dimensions in mm (w / d / h)	625 / 539 / 1459
Energy efficiency class ¹	
Energy consumption in 365 days ²	536 kWh
Climate class (energy directive)	CC2
Temperature class (energy directive)	K4
Climate class (safety standard)	5
Ambient temperature range ³	+10 °C to +40 °C
Refrigerant	R 600a
Sound power level	50 dB(A)
Connection rating	2.0 A
Frequency / voltage	50 Hz / 220 - 240V-
Cooling system / Defrost	forced-air / automatic
Temperature range	+2 °C to +9 °C
External cabinet finish	steel / white
Door material	glass door
Internal liner material	commercial grade moulded polystyrol
Type of control	rotary control
Temperature display	internal analogue
Interior light	LED ceiling light strip with separate switch
Adjustable shelves / Shelf material	4 / wire shelves plastic-coated
Loading capacity 0.5L PET / facings 0.5L PET	354 / 9
Loading capacity 0.33L can / facings 0.33L can	708 / 9
Shelf loading	60 kg
Handle	recessed grip
Type of lock	mechanical
Self-closing door	yes
Door hinges	right, reversible on site
Gross / net weight	98 / 91 kg
Also available as	

Gross / net capacity	400 / 286 litre
Exterior dimensions in mm (w / d / h)	597 / 654 / 1884
Interior dimensions in mm (w / d / h)	475 / 423 / 1659
Energy efficiency class ¹	
Energy consumption in 365 days ²	566 kWh
Climate class (energy directive)	CC2
Temperature class (energy directive)	K4
Climate class (safety standard)	5
Ambient temperature range ³	+10 °C to +40 °C
Refrigerant	R 600a
Sound power level	50 dB(A)
Connection rating	2.0 A
Frequency / voltage	50 Hz / 220 - 240V-
Cooling system / Defrost	forced-air / automatic
Temperature range	+2 °C to +9 °C
External cabinet finish	steel / white
Door material	glass door
Internal liner material	commercial grade moulded polystyrol
Type of control	rotary control
Temperature display	internal analogue
Interior light	LED ceiling light strip with separate switch
Adjustable shelves / Shelf material	5 / wire shelves plastic-coated
Loading capacity 0.5L PET / facings 0.5L PET	253 / 7
Loading capacity 0.33L can / facings 0.33L can	506 / 7
Shelf loading	45 kg
Handle	recessed grip
Type of lock	mechanical
Self-closing door	yes
Door hinges	right, reversible on site
Gross / net weight	83 / 77 kg
Also available as	

Gross / net capacity	347 / 250 litre
Exterior dimensions in mm (w / d / h)	597 / 654 / 1684
Interior dimensions in mm (w / d / h)	475 / 423 / 1459
Energy efficiency class ¹	
Energy consumption in 365 days ²	538 kWh
Climate class (energy directive)	CC2
Temperature class (energy directive)	K4
Climate class (safety standard)	5
Ambient temperature range ³	+10 °C to +40 °C
Refrigerant	R 600a
Sound power level	50 dB(A)
Connection rating	2.0 A
Frequency / voltage	50 Hz / 220 - 240V-
Cooling system / Defrost	forced-air / automatic
Temperature range	+2 °C to +9 °C
External cabinet finish	steel / white
Door material	glass door
Internal liner material	commercial grade moulded polystyrol
Type of control	rotary control
Temperature display	internal analogue
Interior light	LED ceiling light strip with separate switch
Adjustable shelves / Shelf material	4 / wire shelves plastic-coated
Loading capacity 0.5L PET / facings 0.5L PET	207 / 7
Loading capacity 0.33L can / facings 0.33L can	414 / 7
Shelf loading	45 kg
Handle	recessed grip
Type of lock	mechanical
Self-closing door	yes
Door hinges	right, reversible on site
Gross / net weight	76 / 71 kg
Also available as	

Gross / net capacity	569 / 432 litre
Exterior dimensions in mm (w / d / h)	747 / 769 / 1684
Interior dimensions in mm (w / d / h)	625 / 539 / 1459
Energy efficiency class ¹	
Energy consumption in 365 days ²	536 kWh
Climate class (energy directive)	CC2
Temperature class (energy directive)	K4
Climate class (safety standard)	5
Ambient temperature range ³	+10 °C to +40 °C
Refrigerant	R 600a
Sound power level	50 dB(A)
Connection rating	2.0 A
Frequency / voltage	50 Hz / 220 - 240V-
Cooling system / Defrost	forced-air / automatic
Temperature range	+2 °C to +9 °C
External cabinet finish	steel / white
Door material	glass door
Internal liner material	commercial grade moulded polystyrol
Type of control	rotary control
Temperature display	internal analogue
Interior light	LED ceiling light strip with separate switch
Adjustable shelves / Shelf material	4 / wire shelves plastic-coated
Loading capacity 0.5L PET / facings 0.5L PET	354 / 9
Loading capacity 0.33L can / facings 0.33L can	708 / 9
Shelf loading	60 kg
Handle	recessed grip
Type of lock	mechanical
Self-closing door	yes
Door hinges	right, reversible on site
Gross / net weight	98 / 91 kg
Also available as	

Accessories	
Grid shelf in grey / black / white	7113278 / 7113236 / 7113310
Base grid in grey / black / white	7113280 / 7113240 / 7113314
Gravity feed shelf: telescopic / fixed	
Flexible scanner rail for shelves	7435210
Wooden grid	
Perforated metal shelf in grey	
Optional castor set	9086926
Set of adjustable legs	9086924
Protection bracket	7790513
Castors for the protection bracket	7790761
Additional lock barrels	on request

Accessories	
Grid shelf in grey / black / white	7113221 / 7113235 / 7113308
Base grid in grey / black / white	7113243 / 7113239 / 7113312
Gravity feed shelf: telescopic / fixed	9007659 / 9007045
Flexible scanner rail for shelves	7435208
Wooden grid	7114000
Perforated metal shelf in grey	9029023
Optional castor set	
Set of adjustable legs	
Protection bracket	7790512
Castors for the protection bracket	7790761
Additional lock barrels	on request

Accessories	
Grid shelf in grey / black / white	7113221 / 7113235 / 7113308
Base grid in grey / black / white	7113243 / 7113239 / 7113312
Gravity feed shelf: telescopic / fixed	9007659 / 9007045
Flexible scanner rail for shelves	7435208
Wooden grid	7114000
Perforated metal shelf in grey	9029023
Optional castor set	
Set of adjustable legs	
Protection bracket	7790505
Castors for the protection bracket	7790761
Additional lock barrels	on request

Accessories	
Grid shelf in grey / black / white	7113278 / 7113236 / 7113310
Base grid in grey / black / white	7113280 / 7113240 / 7113314
Gravity feed shelf: telescopic / fixed	
Flexible scanner rail for shelves	7435210
Wooden grid	
Perforated metal shelf in grey	
Optional castor set	9086926
Set of adjustable legs	9086924
Protection bracket	7790513
Castors for the protection bracket	7790761
Additional lock barrels	on request

Accessories	
Grid shelf in grey / black / white	7113221 / 7113235 / 7113308
Base grid in grey / black / white	7113243 / 7113239 / 7113312
Gravity feed shelf: telescopic / fixed	9007659 / 9007045
Flexible scanner rail for shelves	7435208
Wooden grid	7114000
Perforated metal shelf in grey	9029023
Optional castor set	
Set of adjustable legs	
Protection bracket	7790512
Castors for the protection bracket	7790761
Additional lock barrels	on request

Accessories	
Grid shelf in grey / black / white	7113221 / 7113235 / 7113308
Base grid in grey / black / white	7113243 / 7113239 / 7113312
Gravity feed shelf: telescopic / fixed	9007659 / 9007045
Flexible scanner rail for shelves	7435208
Wooden grid	7114000
Perforated metal shelf in grey	9029023
Optional castor set	
Set of adjustable legs	
Protection bracket	7790505
Castors for the protection bracket	7790761
Additional lock barrels	on request

Accessories	
Grid shelf in grey / black / white	7113221 / 7113235 / 7113308
Base grid in grey / black / white	7113243 / 7113239 / 7113312
Gravity feed shelf: telescopic / fixed	9007659 / 9007045
Flexible scanner rail for shelves	7435208
Wooden grid	7114000
Perforated metal shelf in grey	9029023
Optional castor set	
Set of adjustable legs	
Protection bracket	7790505
Castors for the protection bracket	7790761
Additional lock barrels	on request

¹ As per EU Regulation 2019/2018.
² Measured as per EN 16902:2016.
³ Indicates the ambient temperature at which the appliance can be safely operated.



MRFvd 5501
Performance

MRFvd 4001
Performance

MRFvd 3501
Performance

MRFvc 5501
Performance

MRFvc 4001
Performance

MRFvc 3501
Performance

Gross / net capacity	544 / 432 litre
Exterior dimensions in mm (w / d / h)	747 / 769 / 1684
Interior dimensions in mm (w / d / h)	625 / 536 / 1459
Energy efficiency class ¹	
Energy consumption in 365 days ²	388 kWh
Climate class (energy directive)	CC3
Temperature class (energy directive)	K4
Climate class (safety standard)	5
Ambient temperature range ³	+10 °C to +40 °C
Refrigerant	R 600a
Sound power level	50 dB(A)
Connection rating	2.0 A
Frequency / voltage	50 Hz / 220 - 240V-
Cooling system	forced-air
Defrost	automatic
Temperature range	+1 °C to +15 °C
External cabinet finish	steel / grey
Door material	steel
Internal liner material	commercial grade moulded polystyrol
Type of control	rotary control with digital thermometer
Temperature display	external digital
Interior light	LED ceiling lighting
Adjustable shelves	4
Shelf material	wire shelves plastic-coated
Loading capacity 0.5L PET / facings 0.5L PET	354 / 9
Loading capacity 0.33L can / facings 0.33L can	708 / 9
Shelf loading	60 kg
Handle	recessed grip
Type of lock	mechanical
Self-closing door	yes
Door hinges	right, reversible on site
Gross / net weight	81 / 74 kg
Accessories	
Grid shelf in grey / black / white	7113278 / 7113236 / 7113310
Base grid in grey / black / white	7113280 / 7113240 / 7113314
Gravity feed shelf: telescopic / fixed	
Flexible scanner rail for shelves	7435210
Wooden grid	
Perforated metal shelf in grey	
Optional castor set	9086926
Set of adjustable legs	9086924
Protection bracket	7790513
Castors for the protection bracket	7790761
Additional lock barrels	on request

Gross / net capacity	377 / 286 litre
Exterior dimensions in mm (w / d / h)	597 / 654 / 1884
Interior dimensions in mm (w / d / h)	475 / 423 / 1459
Energy efficiency class ¹	
Energy consumption in 365 days ²	396 kWh
Climate class (energy directive)	CC3
Temperature class (energy directive)	K4
Climate class (safety standard)	5
Ambient temperature range ³	+10 °C to +40 °C
Refrigerant	R 600a
Sound power level	50 dB(A)
Connection rating	2.0 A
Frequency / voltage	50 Hz / 220 - 240V-
Cooling system	forced-air
Defrost	automatic
Temperature range	+1 °C to +15 °C
External cabinet finish	steel / grey
Door material	steel
Internal liner material	commercial grade moulded polystyrol
Type of control	rotary control with digital thermometer
Temperature display	external digital
Interior light	LED ceiling lighting
Adjustable shelves	5
Shelf material	wire shelves plastic-coated
Loading capacity 0.5L PET / facings 0.5L PET	253 / 7
Loading capacity 0.33L can / facings 0.33L can	506 / 7
Shelf loading	45 kg
Handle	recessed grip
Type of lock	mechanical
Self-closing door	yes
Door hinges	right, reversible on site
Gross / net weight	68 / 60 kg
Accessories	
Grid shelf in grey / black / white	7113221 / 7113235 / 7113308
Base grid in grey / black / white	7113243 / 7113239 / 7113312
Gravity feed shelf: telescopic / fixed	9007659 / 9007045
Flexible scanner rail for shelves	7435208
Wooden grid	7114000
Perforated metal shelf in grey	9029023
Optional castor set	9086926
Set of adjustable legs	9086924
Protection bracket	7790512
Castors for the protection bracket	7790761
Additional lock barrels	on request

Gross / net capacity	327 / 250 litre
Exterior dimensions in mm (w / d / h)	597 / 654 / 1684
Interior dimensions in mm (w / d / h)	475 / 423 / 1459
Energy efficiency class ¹	
Energy consumption in 365 days ²	373 kWh
Climate class (energy directive)	CC3
Temperature class (energy directive)	K4
Climate class (safety standard)	5
Ambient temperature range ³	+10 °C to +40 °C
Refrigerant	R 600a
Sound power level	50 dB(A)
Connection rating	2.0 A
Frequency / voltage	50 Hz / 220 - 240V-
Cooling system	forced-air
Defrost	automatic
Temperature range	+1 °C to +15 °C
External cabinet finish	steel / grey
Door material	steel
Internal liner material	commercial grade moulded polystyrol
Type of control	rotary control with digital thermometer
Temperature display	external digital
Interior light	LED ceiling lighting
Adjustable shelves	4
Shelf material	wire shelves plastic-coated
Loading capacity 0.5L PET / facings 0.5L PET	207 / 7
Loading capacity 0.33L can / facings 0.33L can	414 / 7
Shelf loading	45 kg
Handle	recessed grip
Type of lock	mechanical
Self-closing door	yes
Door hinges	right, reversible on site
Gross / net weight	63 / 58 kg
Accessories	
Grid shelf in grey / black / white	7113221 / 7113235 / 7113308
Base grid in grey / black / white	7113243 / 7113239 / 7113312
Gravity feed shelf: telescopic / fixed	9007659 / 9007045
Flexible scanner rail for shelves	7435208
Wooden grid	7114000
Perforated metal shelf in grey	9029023
Optional castor set	9086926
Set of adjustable legs	9086924
Protection bracket	7790512
Castors for the protection bracket	7790761
Additional lock barrels	on request

Gross / net capacity	544 / 432 litre
Exterior dimensions in mm (w / d / h)	747 / 769 / 1684
Interior dimensions in mm (w / d / h)	625 / 539 / 1459
Energy efficiency class ¹	
Energy consumption in 365 days ²	383 kWh
Climate class (energy directive)	CC3
Temperature class (energy directive)	K4
Climate class (safety standard)	5
Ambient temperature range ³	+10 °C to +40 °C
Refrigerant	R 600a
Sound power level	50 dB(A)
Connection rating	2.0 A
Frequency / voltage	50 Hz / 220 - 240V-
Cooling system	forced-air
Defrost	automatic
Temperature range	+2 °C to +9 °C
External cabinet finish	steel / white
Door material	steel
Internal liner material	commercial grade moulded polystyrol
Type of control	rotary control
Temperature display	internal analogue
Interior light	
Adjustable shelves	4
Shelf material	wire shelves plastic-coated
Loading capacity 0.5L PET / facings 0.5L PET	354 / 9
Loading capacity 0.33L can / facings 0.33L can	708 / 9
Shelf loading	60 kg
Handle	recessed grip
Type of lock	mechanical
Self-closing door	yes
Door hinges	right, reversible on site
Gross / net weight	80 / 73 kg
Accessories	
Grid shelf in grey / black / white	7113278 / 7113236 / 7113310
Base grid in grey / black / white	7113280 / 7113240 / 7113314
Gravity feed shelf: telescopic / fixed	
Flexible scanner rail for shelves	7435210
Wooden grid	
Perforated metal shelf in grey	
Optional castor set	9086926
Set of adjustable legs	9086924
Protection bracket	7790513
Castors for the protection bracket	7790761
Additional lock barrels	on request

Gross / net capacity	377 / 286 litre
Exterior dimensions in mm (w / d / h)	597 / 654 / 1884
Interior dimensions in mm (w / d / h)	475 / 423 / 1659
Energy efficiency class ¹	
Energy consumption in 365 days ²	390 kWh
Climate class (energy directive)	CC3
Temperature class (energy directive)	K4
Climate class (safety standard)	5
Ambient temperature range ³	+10 °C to +40 °C
Refrigerant	R 600a
Sound power level	50 dB(A)
Connection rating	2.0 A
Frequency / voltage	50 Hz / 220 - 240V-
Cooling system	forced-air
Defrost	automatic
Temperature range	+2 °C to +9 °C
External cabinet finish	steel / white
Door material	steel
Internal liner material	commercial grade moulded polystyrol
Type of control	rotary control
Temperature display	internal analogue
Interior light	
Adjustable shelves	5
Shelf material	wire shelves plastic-coated
Loading capacity 0.5L PET / facings 0.5L PET	253 / 7
Loading capacity 0.33L can / facings 0.33L can	506 / 7
Shelf loading	45 kg
Handle	recessed grip
Type of lock	mechanical
Self-closing door	yes
Door hinges	right, reversible on site
Gross / net weight	67 / 62 kg
Accessories	
Grid shelf in grey / black / white	7113221 / 7113235 / 7113308
Base grid in grey / black / white	7113243 / 7113239 / 7113312
Gravity feed shelf: telescopic / fixed	9007659 / 9007045
Flexible scanner rail for shelves	7435208
Wooden grid	7114000
Perforated metal shelf in grey	9029023
Optional castor set	9086926
Set of adjustable legs	9086924
Protection bracket	7790512
Castors for the protection bracket	7790761
Additional lock barrels	on request

Gross / net capacity	327 / 250 litre
Exterior dimensions in mm (w / d / h)	597 / 654 / 1684
Interior dimensions in mm (w / d / h)	475 / 423 / 1459
Energy efficiency class ¹	
Energy consumption in 365 days ²	367 kWh
Climate class (energy directive)	CC3
Temperature class (energy directive)	K4
Climate class (safety standard)	5
Ambient temperature range ³	+10 °C to +40 °C
Refrigerant	R 600a
Sound power level	50 dB(A)
Connection rating	2.0 A
Frequency / voltage	50 Hz / 220 - 240V-
Cooling system	forced-air
Defrost	automatic
Temperature range	+2 °C to +9 °C
External cabinet finish	steel / white
Door material	steel
Internal liner material	commercial grade moulded polystyrol
Type of control	rotary control
Temperature display	internal analogue
Interior light	
Adjustable shelves	4
Shelf material	wire shelves plastic-coated
Loading capacity 0.5L PET / facings 0.5L PET	207 / 7
Loading capacity 0.33L can / facings 0.33L can	414 / 7
Shelf loading	45 kg
Handle	recessed grip
Type of lock	mechanical
Self-closing door	yes
Door hinges	right, reversible on site
Gross / net weight	62 / 56 kg
Accessories	
Grid shelf in grey / black / white	7113221 / 7113235 / 7113308
Base grid in grey / black / white	7113243 / 7113239 / 7113312
Gravity feed shelf: telescopic / fixed	9007659 / 9007045
Flexible scanner rail for shelves	7435208
Wooden grid	7114000
Perforated metal shelf in grey	9029023
Optional castor set	9086926
Set of adjustable legs	9086924
Protection bracket	7790505
Castors for the protection bracket	7790761
Additional lock barrels	on request

Gross / net capacity	327 / 250 litre
Exterior dimensions in mm (w / d / h)	597 / 654 / 1684
Interior dimensions in mm (w / d / h)	475 / 423 / 1459
Energy efficiency class ¹	
Energy consumption in 365 days ²	367 kWh
Climate class (energy directive)	CC3
Temperature class (energy directive)	K4
Climate class (safety standard)	5
Ambient temperature range ³	+10 °C to +40 °C
Refrigerant	R 600a
Sound power level	50 dB(A)
Connection rating	2.0 A
Frequency / voltage	50 Hz / 220 - 240V-
Cooling system	forced-air
Defrost	automatic
Temperature range	+2 °C to +9 °C
External cabinet finish	steel / white
Door material	steel
Internal liner material	commercial grade moulded polystyrol
Type of control	rotary control
Temperature display	internal analogue
Interior light	
Adjustable shelves	4
Shelf material	wire shelves plastic-coated
Loading capacity 0.5L PET / facings 0.5L PET	207 / 7
Loading capacity 0.33L can / facings 0.33L can	414 / 7
Shelf loading	45 kg
Handle	recessed grip
Type of lock	mechanical
Self-closing door	yes
Door hinges	right, reversible on site
Gross / net weight	62 / 56 kg
Accessories	
Grid shelf in grey / black / white	7113221 / 7113235 / 7113308
Base grid in grey / black / white	7113243 / 7113239 / 7113312
Gravity feed shelf: telescopic / fixed	9007659 / 9007045
Flexible scanner rail for shelves	7435208
Wooden grid	7114000
Perforated metal shelf in grey	9029023
Optional castor set	9086926
Set of adjustable legs	9086924
Protection bracket	7790505
Castors for the protection bracket	7790761
Additional lock barrels	on request

¹ As per EU Regulation 2019/2018.
² Measured as per EN 16902:2016.
³ Indicates the ambient temperature at which the appliance can be safely operated.

Quality right down to the smallest detail

After the party, we get back to our day-to-day lives and of course cleaning and tidying is just part of this. But our event appliance helps you cut cleaning times down. The interior has been designed so that a quick clean with a hose is all it needs. The appliance is also easier to transport and put back into storage. This frees up time for you to start planning for your next event. That'll put you in party mood!

Self-closing door/recessed grip

Efficient and safe: When opened at an angle of less than 90°, the self-closing mechanism closes the door, and this contributes to the energy-efficient operation of the appliances. If the opening angle is greater than 90°, the door stays open. This makes it easy, for example, to refill products. The door also has a recessed grip on the side for easy opening. No getting caught on the handle by accident.



Event fridges with solid door and dynamic cooling



Quick and easy cleaning

That puts you in a good mood – even after the party! You will probably want to clean the appliance after an event and store it again until the next party. Now, thanks to the waterproof interior with splash-proof fan, you can clean it quickly and easily with a hose, and clean all the sides as well. Next, just dry with a cloth and the appliance is ready for storing.



Protective bracket and wheels

During loading, the robust bracket protects the side edges of the appliance from damage and helps keeping the appliance body sturdy in the long term. And for moving it quickly from A to B, you can attach two sturdy castors (available as accessories) directly to the protection bracket at the rear in just a few steps. This makes it simple to transport the appliance – for example with a cart – and it can be easily moved to its installation site.



Dynamic cooling system

Efficient. The dynamic cooling system with fan rapidly cools the freshly stored products and ensures an equal temperature distribution in the interior.



MRFec 4001
Performance

Gross / net capacity	377 / 286 litre
Exterior dimensions in mm (w / d / h)	597 / 650 / 1884
Interior dimensions in mm (w / d / h)	475 / 423 / 1659
Energy efficiency class ¹	
Energy consumption in 365 days	390 kWh
Climate class (energy directive)	CC3
Temperature class (energy directive)	K4
Climate class (safety standard)	5
Ambient temperature range ²	+10 °C to +40 °C
Refrigerant	R 600a
Sound power level	50 dB(A)
Connection rating	2.0 A
Frequency / voltage	50 Hz / 220 – 240V~
Cooling system	forced-air
Defrost	automatic
Temperature range	+2 °C to +9 °C
External cabinet finish	steel / white
Door material	steel
Internal liner material	commercial grade moulded polystyrol
Splash-proof interior	yes
Type of control	rotary control
Adjustable shelves	5
Shelf material	wire shelves plastic-coated
Loading capacity 0.5L PET / facings 0.5L PET	253 / 7
Loading capacity 0.33L can / facings 0.33L can	506 / 7
Shelf loading	45 kg
Handle	recessed grip
Self-closing door	yes
Door hinges	right, reversible on site
Gross / net weight	66 / 61 kg
Protection bracket	can be retrofitted
Accessories	
Grid shelf in grey / black / white	7113221 / 7113235 / 7113308
Base grid in grey / black / white	7113243 / 7113239 / 7113312
Gravity feed shelf on telescopic runners	9007659
Gravity feed shelf without runners	9007045
Flexible scanner rail for shelves	7435208
Wooden grid	7114000
Perforated metal shelf in grey	9029023
Optional castor set	9086926
Set of adjustable legs	9086924
Protection bracket	7790512
Castors for the protection bracket	7790761



MRFec 4001 version I47
Performance

Gross / net capacity	377 / 286 litre
Exterior dimensions in mm (w / d / h)	608 / 710 / 1908
Interior dimensions in mm (w / d / h)	475 / 423 / 1659
Energy efficiency class ¹	
Energy consumption in 365 days	390 kWh
Climate class (energy directive)	CC3
Temperature class (energy directive)	K4
Climate class (safety standard)	5
Ambient temperature range ²	+10 °C to +40 °C
Refrigerant	R 600a
Sound power level	50 dB(A)
Connection rating	2.0 A
Frequency / voltage	50 Hz / 220 – 240V~
Cooling system	forced-air
Defrost	automatic
Temperature range	+2 °C to +9 °C
External cabinet finish	steel / white
Door material	steel
Internal liner material	commercial grade moulded polystyrol
Splash-proof interior	yes
Type of control	rotary control
Adjustable shelves	5
Shelf material	wire shelves plastic-coated
Loading capacity 0.5L PET / facings 0.5L PET	253 / 7
Loading capacity 0.33L can / facings 0.33L can	506 / 7
Shelf loading	45 kg
Handle	recessed grip
Self-closing door	yes
Door hinges	right, reversible on site
Gross / net weight	79 / 69.5 kg
Protection bracket	factory fitted
Accessories	
Grid shelf in grey / black / white	7113221 / 7113235 / 7113308
Base grid in grey / black / white	7113243 / 7113239 / 7113312
Gravity feed shelf on telescopic runners	9007659
Gravity feed shelf without runners	9007045
Flexible scanner rail for shelves	7435208
Wooden grid	7114000
Perforated metal shelf in grey	9029023
Optional castor set	9086926
Set of adjustable legs	9086924
Protection bracket	7790512
Castors for the protection bracket	7790761



MRFec 3501
Performance

Gross / net capacity	327 / 250 litre
Exterior dimensions in mm (w / d / h)	597 / 650 / 1684
Interior dimensions in mm (w / d / h)	475 / 423 / 1459
Energy efficiency class ¹	
Energy consumption in 365 days ²	367 kWh
Climate class (energy directive)	CC3
Temperature class (energy directive)	K4
Climate class (safety standard)	5
Ambient temperature range ³	+10 °C to +40 °C
Refrigerant	R 600a
Sound power level	50 dB(A)
Connection rating	2.0 A
Frequency / voltage	50 Hz / 220 – 240V~
Cooling system	forced-air
Defrost	automatic
Temperature range	+2 °C to +9 °C
External cabinet finish	steel / white
Door material	steel
Internal liner material	commercial grade moulded polystyrol
Splash-proof interior	yes
Type of control	rotary control
Adjustable shelves	4
Shelf material	wire shelves plastic-coated
Loading capacity 0.5L PET / facings 0.5L PET	207 / 7
Loading capacity 0.33L can / facings 0.33L can	414 / 7
Shelf loading	45 kg
Handle	recessed grip
Self-closing door	yes
Door hinges	right, reversible on site
Gross / net weight	62 / 57 kg
Protection bracket	can be retrofitted
Accessories	
Grid shelf in grey / black / white	7113221 / 7113235 / 7113308
Base grid in grey / black / white	7113243 / 7113239 / 7113312
Gravity feed shelf on telescopic runners	9007659
Gravity feed shelf without runners	9007045
Flexible scanner rail for shelves	7435208
Wooden grid	7114000
Perforated metal shelf in grey	9029023
Optional castor set	9086926
Set of adjustable legs	9086924
Protection bracket	7790505
Castors for the protection bracket	7790761



MRFec 3501 version I47
Performance

Gross / net capacity	327 / 250 litre
Exterior dimensions in mm (w / d / h)	608 / 710 / 1708
Interior dimensions in mm (w / d / h)	475 / 423 / 1459
Energy efficiency class ¹	
Energy consumption in 365 days	367 kWh
Climate class (energy directive)	CC3
Temperature class (energy directive)	K4
Climate class (safety standard)	5
Ambient temperature range ²	+10 °C to +40 °C
Refrigerant	R 600a
Sound power level	50 dB(A)
Connection rating	2.0 A
Frequency / voltage	50 Hz / 220 – 240V~
Cooling system	forced-air
Defrost	automatic
Temperature range	+2 °C to +9 °C
External cabinet finish	steel / white
Door material	steel
Internal liner material	commercial grade moulded polystyrol
Splash-proof interior	yes
Type of control	rotary control
Adjustable shelves	4
Shelf material	wire shelves plastic-coated
Loading capacity 0.5L PET / facings 0.5L PET	207 / 7
Loading capacity 0.33L can / facings 0.33L can	414 / 7
Shelf loading	45 kg
Handle	recessed grip
Self-closing door	yes
Door hinges	right, reversible on site
Gross / net weight	74 / 64 kg
Protection bracket	factory fitted
Accessories	
Grid shelf in grey / black / white	7113221 / 7113235 / 7113308
Base grid in grey / black / white	7113243 / 7113239 / 7113312
Gravity feed shelf on telescopic runners	9007659
Gravity feed shelf without runners	9007045
Flexible scanner rail for shelves	7435208
Wooden grid	7114000
Perforated metal shelf in grey	9029023
Optional castor set	9086926
Set of adjustable legs	9086924
Protection bracket	7790512
Castors for the protection bracket	7790761

Quality right down to the smallest detail

This means that your goods are always centre stage: the Liebherr counter-top fridges are sales-promoting eye-catchers and an efficient refrigerator at the same time. Thanks to the dynamic cooling system, beverages are quickly cooled down to the optimal drinking temperature, and a constant temperature is maintained throughout the interior. Height-adjustable storage shelves can be individually adapted to different bottle and container sizes. The highly insulating glass door offers a clear view of the products to incite purchases.



Glass door with stainless steel frame

The stainless-steel appliance FKv 503 is equipped with a glass door with a stainless steel frame – a material combination which has a particularly high-quality effect.



Vertical LED interior light

Ideal for an attractive product presentation: The LED light column is integrated on the side in the interior of the BCv 1103 ensures good illumination. The focus is therefore always on the products.



MilkCooler FKv 503 Ver. H48

Well-chilled milk for your coffee machine in your catering business, office or canteen: The MilkCooler always keeps fresh milk perfectly cooled to truly enjoy that coffee. And you do not have to go to the fridge each time. Place the milk in its Tetra Pak or bottle in the Liebherr-MilkCooler and connect your coffee machine directly to the appliance using the milk intake hose. The MilkCooler has two special recesses in the sidewall, so the hose can be easily routed through. With an adjustable temperature range of +2 °C to +12 °C, milk always stays fresh and delicious. And at the push of a button, you can enjoy your coffee whenever you want.



FKv 503

Premium

Gross / net capacity
44 / 42 litre
Exterior dimensions in mm (w / d / h)
425 / 450 / 612
Interior dimensions in mm (w / d / h)
338 / 270 / 516



Energy efficiency class ¹
Energy consumption in 365 days ²
Climate class (energy directive)
Temperature class (energy directive)
Climate class (safety standard)
Ambient temperature range ³
Refrigerant
Sound power level
Connection rating
Frequency / voltage
Cooling system
Defrost
Temperature range
External cabinet finish
Door material
Internal liner material
Type of control
Interior light

Adjustable shelves
Shelf material
Loading capacity 0.5L PET / facings 0.5L PET
Loading capacity 0.33L can / facings 0.33L can
Shelf loading
MilkCooler
Handle
Type of lock
Self-closing door
Door hinges
Gross / net weight
Also available in black as

Accessories
Grid shelf in grey / black / white
Scanner rail
Set of connection elements, left
Set of connection elements, right
Action-Area-Rack white



FKv 503 ver. H48

Premium

Gross / net capacity
44 / 42 litre
Exterior dimensions in mm (w / d / h)
425 / 450 / 612
Interior dimensions in mm (w / d / h)
338 / 270 / 516



Energy efficiency class ¹
Energy consumption in 365 days ²
Climate class (energy directive)
Temperature class (energy directive)
Climate class (safety standard)
Ambient temperature range ³
Refrigerant
Sound power level
Connection rating
Frequency / voltage
Cooling system
Defrost
Temperature range
External cabinet finish
Door material
Internal liner material
Type of control
Interior light

Adjustable shelves
Shelf material
Loading capacity 0.5L PET / facings 0.5L PET
Loading capacity 0.33L can / facings 0.33L can
Shelf loading
MilkCooler
Handle
Type of lock
Self-closing door
Door hinges
Gross / net weight

Accessories
Grid shelf in grey / black / white
Scanner rail
Set of connection elements, left
Set of connection elements, right
Action-Area-Rack white



BCv 1103

Premium

Gross / net capacity
106 / 75 litre
Exterior dimensions in mm (w / d / h)
497 / 548 / 816
Interior dimensions in mm (w / d / h)
417 / 391 / 649



Energy efficiency class ¹
Energy consumption in 365 days ²
Climate class (energy directive)
Temperature class (energy directive)
Climate class (safety standard)
Ambient temperature range ³
Refrigerant
Sound power level
Connection rating
Frequency / voltage
Cooling system
Defrost
Temperature range
External cabinet finish
Door material
Internal liner material
Type of control
Interior light

Adjustable shelves
Shelf material
Loading capacity 0.5L PET / facings 0.5L PET
Loading capacity 0.33L can / facings 0.33L can
Shelf loading
MilkCooler
Handle
Type of lock
Self-closing door
Door hinges
Gross / net weight

Accessories
Grid shelf in grey / black / white
Scanner rail
Set of connection elements, left
Set of connection elements, right
Action-Area-Rack white

Also available in black as

Accessories
Grid shelf in grey / black / white
Scanner rail
Set of connection elements, left
Set of connection elements, right
Action-Area-Rack white

¹ As per EU Regulation 2019/2018.

² Measured as per EN 16902:2016.

³ Indicates the ambient temperature at which the appliance can be safely operated.

The advantages at a glance

Automatic defrosting

The modern and efficient electronics ensure that the appliance defrosts automatically in the compressor downtimes, so that manual defrosting is no longer necessary.

Visual and acoustic alarm

Visual and acoustic alarms warn of uncontrolled temperature rise, loss of cold air and open doors.

Stable metal carrier grids

The stable metal carrier grids are loadable up to 45 kg, which optimally stores and protects the goods. Their height adjustability enables a versatile arrangement and use of the interior.

High-quality cooling components

High-quality cooling components, optimised insulation and sophisticated construction ensure maximum energy efficiency and low operating costs.

Self-closing door and exchangeable magnetic seal

Self-closing door with easy-to-exchange magnetic seal. For convenient operation and in order to prevent energy loss, an integrated mechanism ensures that the door closes on its own after every opening.

Deep drawn interior liner

The interior liner, deep drawn from one piece of polystyrene, is easy to clean and odour-neutral. Since there are no disturbing corners and the large radii ease cleaning, this enables perfect hygiene.



LED lighting and glass door

The glass door enables a good view of the goods and presentation. The single-piece, visually high-quality door frame is very robust. Energy-efficient LEDs provide even illumination throughout the interior and the products. Thanks to the reduced heat generation, the quality of the goods is not compromised.



Stable locks

Stable locks prevent unwanted access.



FKUv 1663 Premium

Interchangeable door hinge

The door hinges can be replaced without additional components and allow the appliances to be adapted to a new location.

Robust door handle

The door handle is designed for frequent use. It is ergonomic and easy to grip with either hand, and it is very easy to clean.



Under-worktop – and easy to integrate

The appliances can be integrated under a worktop. In this case, the ventilation and extraction on the back of the appliance requires a ventilation cross-section in the worktop of at least 200 cm². Without ventilation grilles, the niche height must be at least 3 cm more than the height of the appliance. The appliances are designed to the specific work heights in catering, at 83 cm.



Ultra-modern electronics

The models have a high-quality electronic control with a large temperature display and lots of practical functions. The control system is integrated into the worktop – the temperature can be accurately set. A visual and audible door and temperature alarm warns of uncontrolled temperature increases or an opened door. In the FKUv series, the contactless fan stop function reduces loss of cold air during door openings and contributes to temperature constancy. The sophisticated defrosting control ensures failure-free and worry-free operation even under extreme conditions and with frequent door openings. A fan operation selector function enables you to adapt the storage climate perfectly to different products.



FKUv 1663
Premium

Gross / net capacity	148 / 130 litre
Exterior dimensions in mm (w / d / h)	600 / 615 / 830
Interior dimensions in mm (w / d / h)	440 / 435 / 670
Energy efficiency class ¹	
Energy consumption in 365 days ²	353 kWh
Climate class (energy directive)	CC2
Temperature class (energy directive)	K4
Climate class (safety standard)	7
Ambient temperature range ³	+16 °C to +35 °C
Refrigerant	R 600a
Sound power level	45 dB(A)
Connection rating	1.0 A
Frequency / voltage	50 Hz / 220 - 240V~
Cooling system	forced-air
Defrost	automatic
Temperature range	+1 °C to +15 °C
External cabinet finish	stainless steel
Door material	glass door
Internal liner material	moulded polystyrol (silver)
Type of control	LED 7-segment display with buttons
Temperature display	external digital
Fault: warning signal	visual and audible
Interior light	LED, separate connection
Adjustable shelves	3
Shelf material	clear-coated wire shelves
Loading capacity 0.5L PET / facings 0.5L PET	92 / 7
Loading capacity 0.33L can / facings 0.33L can	163 / 6
Shelf loading	45 kg
Handle	stainless steel slimline door handle
Type of lock	mechanical
Self-closing door	yes
Door hinges	right, reversible on site
Gross / net weight	46 / 44 kg
Accessories	
Shelf, plastic-coated	
Chrome wire shelf	7112321
White stacking kit (GGU below / top)	
Stainless steel stacking kit (GGU below / top)	7777647
Roller bars	9086607
Lock	



FKUv 1660
Premium

Gross / net capacity	134 / 130 litre
Exterior dimensions in mm (w / d / h)	600 / 615 / 830
Interior dimensions in mm (w / d / h)	440 / 435 / 670
Energy efficiency class ¹	
Energy consumption in 365 days ²	225 kWh
Climate class (energy directive)	CC2
Temperature class (energy directive)	K4
Climate class (safety standard)	5
Ambient temperature range ³	+16 °C to +40 °C
Refrigerant	R 600a
Sound power level	45 dB(A)
Connection rating	1.0 A
Frequency / voltage	50 Hz / 220 - 240V~
Cooling system	forced-air
Defrost	automatic
Temperature range	+1 °C to +15 °C
External cabinet finish	stainless steel
Door material	stainless steel
Internal liner material	moulded polystyrol (silver)
Type of control	LED 7-segment display with buttons
Temperature display	external digital
Fault: warning signal	visual and audible
Interior light	
Adjustable shelves	3
Shelf material	clear-coated wire shelves
Loading capacity 0.5L PET / facings 0.5L PET	92 / 7
Loading capacity 0.33L can / facings 0.33L can	163 / 6
Shelf loading	45 kg
Handle	stainless steel slimline door handle
Type of lock	mechanical
Self-closing door	yes
Door hinges	right, reversible on site
Gross / net weight	39 / 37 kg
Accessories	
Shelf, plastic-coated	
Chrome wire shelf	7112321
White stacking kit (GGU below / top)	
Stainless steel stacking kit (GGU below / top)	7777647
Roller bars	9086607
Lock	



FKUv 1613
Premium

Gross / net capacity	148 / 130 litre
Exterior dimensions in mm (w / d / h)	600 / 615 / 830
Interior dimensions in mm (w / d / h)	440 / 435 / 670
Energy efficiency class ¹	
Energy consumption in 365 days ²	353 kWh
Climate class (energy directive)	CC2
Temperature class (energy directive)	K4
Climate class (safety standard)	7
Ambient temperature range ³	+16 °C to +35 °C
Refrigerant	R 600a
Sound power level	45 dB(A)
Connection rating	1.0 A
Frequency / voltage	50 Hz / 220 - 240V~
Cooling system	forced-air
Defrost	automatic
Temperature range	+1 °C to +15 °C
External cabinet finish	steel / white
Door material	glass door
Internal liner material	commercial grade moulded polystyrol
Type of control	LED 7-segment display with buttons
Temperature display	external digital
Fault: warning signal	visual and audible
Interior light	LED, separate connection
Adjustable shelves	3
Shelf material	wire shelves plastic-coated
Loading capacity 0.5L PET / facings 0.5L PET	92 / 7
Loading capacity 0.33L can / facings 0.33L can	163 / 6
Shelf loading	45 kg
Handle	ergonomic slimline handle
Type of lock	mechanical
Self-closing door	yes
Door hinges	right, reversible on site
Gross / net weight	46 / 43 kg
Accessories	
Shelf, plastic-coated	
Chrome wire shelf	7113333
White stacking kit (GGU below / top)	7112321
Stainless steel stacking kit (GGU below / top)	9876641
Roller bars	9086607
Lock	on request



FKUv 1613 version 744
Premium

Gross / net capacity	148 / 130 litre
Exterior dimensions in mm (w / d / h)	600 / 615 / 830
Interior dimensions in mm (w / d / h)	440 / 435 / 670
Energy efficiency class ¹	
Energy consumption in 365 days ²	353 kWh
Climate class (energy directive)	CC2
Temperature class (energy directive)	K4
Climate class (safety standard)	7
Ambient temperature range ³	+16 °C to +35 °C
Refrigerant	R 600a
Sound power level	45 dB(A)
Connection rating	1.0 A
Frequency / voltage	50 Hz / 220 - 240V~
Cooling system	forced-air
Defrost	automatic
Temperature range	+1 °C to +15 °C
External cabinet finish	steel / black
Door material	glass door
Internal liner material	moulded polystyrol (silver)
Type of control	LED 7-segment display with buttons
Temperature display	external digital
Fault: warning signal	visual and audible
Interior light	LED, separate connection
Adjustable shelves	3
Shelf material	clear-coated wire shelves
Loading capacity 0.5L PET / facings 0.5L PET	92 / 7
Loading capacity 0.33L can / facings 0.33L can	163 / 6
Shelf loading	45 kg
Handle	ergonomic slimline handle
Type of lock	mechanical
Self-closing door	yes
Door hinges	right, reversible on site
Gross / net weight	45 / 42 kg
Accessories	
Shelf, plastic-coated	
Chrome wire shelf	7112321
White stacking kit (GGU below / top)	
Stainless steel stacking kit (GGU below / top)	
Roller bars	9086607
Lock	on request



FKUv 1610
Premium

Gross / net capacity	134 / 130 litre
Exterior dimensions in mm (w / d / h)	600 / 615 / 830
Interior dimensions in mm (w / d / h)	440 / 435 / 670
Energy efficiency class ¹	
Energy consumption in 365 days ²	225 kWh
Climate class (energy directive)	CC2
Temperature class (energy directive)	K4
Climate class (safety standard)	5
Ambient temperature range ³	+16 °C to +40 °C
Refrigerant	R 600a
Sound power level	45 dB(A)
Connection rating	1.0 A
Frequency / voltage	50 Hz / 220 - 240V~
Cooling system	forced-air
Defrost	automatic
Temperature range	+1 °C to +15 °C
External cabinet finish	steel / white
Door material	steel
Internal liner material	commercial grade moulded polystyrol
Type of control	LED 7-segment display with buttons
Temperature display	external digital
Fault: warning signal	visual and audible
Interior light	
Adjustable shelves	3
Shelf material	wire shelves plastic-coated
Loading capacity 0.5L PET / facings 0.5L PET	92 / 7
Loading capacity 0.33L can / facings 0.33L can	163 / 6
Shelf loading	45 kg
Handle	ergonomic slimline handle
Type of lock	mechanical
Self-closing door	yes
Door hinges	right, reversible on site
Gross / net weight	39 / 36 kg
Accessories	
Shelf, plastic-coated	
Chrome wire shelf	7113333
White stacking kit (GGU below / top)	7112321
Stainless steel stacking kit (GGU below / top)	9876641
Roller bars	9086607
Lock	on request

Quality right down to the smallest detail



Under-worktop – and easy to integrate

The appliances can be integrated under a worktop. In this case, the ventilation and extraction on the back of the appliance requires a ventilation cross-section in the worktop of at least 200 cm². Without ventilation grilles, the niche height must be at least 3 cm more than the height of the appliance. The appliances are designed with 85 cm work height.



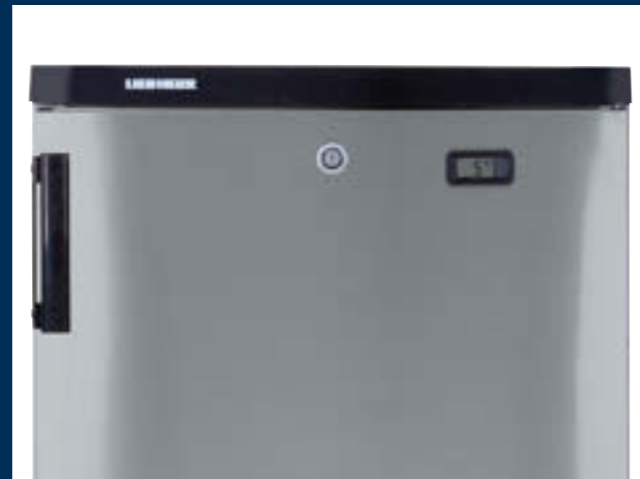
Energy-efficiency with R 600a

Liebherr appliances are optimised for maximum energy efficiency and low operating costs. The natural and environmentally friendly refrigerant R 600a is the only refrigerant used. When used with highly efficient compressors, it is extraordinarily efficient and, with its low global warming potential, also future-proof.



Bulb, side

The bulb on the side ensures a harmonious and even illumination of the interior and the products.



Lock

The extremely robust lock integrated into the refrigerator compartment door provides protection from unwanted access. All appliances can be securely locked.



FKvesf 1805 Premium

Gross / net capacity	171 / 160 litre
Exterior dimensions in mm (w / d / h)	600 / 600 / 850
Interior dimensions in mm (w / d / h)	513 / 441 / 702
Energy efficiency class ¹	C
Energy consumption in 365 days ²	309 kWh
Climate class (energy directive)	CC2
Temperature class (energy directive)	K4
Climate class (safety standard)	5
Ambient temperature range ³	+10°C to +40°C
Refrigerant	R 600a
Sound power level	47 dB(A)
Connection rating	1.0 A
Frequency / voltage	50 Hz / 220 – 240V~
Cooling system	forced-air
Defrost	automatic
Temperature range	+1°C to +15°C
External cabinet finish	steel / silver
Door material	stainless steel
Internal liner material	commercial grade moulded polystyrol
Type of control	rotary control
Temperature display	external digital
Interior light	LED
Adjustable shelves	3
Shelf material	wire shelves plastic-coated
Loading capacity 0.5L PET / facings 0.5L PET	115 / 7
Loading capacity 0.33L can / facings 0.33L can	217 / 7
Shelf loading	45 kg
Handle	ergonomic slimline handle
Type of lock	mechanical
Door hinges	right, reversible on site
Gross / net weight	37 / 34 kg
Accessories	
Decor frame	9910831
Optional castor set	9086967
Shelf, plastic-coated	7112064

Gross / net capacity	171 / 136 litre
Exterior dimensions in mm (w / d / h)	600 / 600 / 850
Interior dimensions in mm (w / d / h)	513 / 441 / 702
Energy efficiency class ¹	D
Energy consumption in 365 days ²	406 kWh
Climate class (energy directive)	CC2
Temperature class (energy directive)	K4
Climate class (safety standard)	5
Ambient temperature range ³	+10°C to +40°C
Refrigerant	R 600a
Sound power level	47 dB(A)
Connection rating	1.0 A
Frequency / voltage	50 Hz / 220 – 240V~
Cooling system	forced-air
Defrost	automatic
Temperature range	+1°C to +15°C
External cabinet finish	steel / silver
Door material	glass door
Internal liner material	commercial grade moulded polystyrol
Type of control	rotary control
Temperature display	internal analogue
Interior light	LED, separate connection
Adjustable shelves	3
Shelf material	wire shelves plastic-coated
Loading capacity 0.5L PET / facings 0.5L PET	115 / 7
Loading capacity 0.33L can / facings 0.33L can	217 / 7
Shelf loading	45 kg
Handle	ergonomic slimline handle
Type of lock	mechanical
Door hinges	right, reversible on site
Gross / net weight	46 / 43 kg
Accessories	
Decor frame	9910831
Optional castor set	9086967
Shelf, plastic-coated	7112064



FKvesf 1803 Premium

Gross / net capacity	171 / 136 litre
Exterior dimensions in mm (w / d / h)	600 / 600 / 850
Interior dimensions in mm (w / d / h)	513 / 441 / 702
Energy efficiency class ¹	D
Energy consumption in 365 days ²	406 kWh
Climate class (energy directive)	CC2
Temperature class (energy directive)	K4
Climate class (safety standard)	5
Ambient temperature range ³	+10°C to +40°C
Refrigerant	R 600a
Sound power level	47 dB(A)
Connection rating	1.0 A
Frequency / voltage	50 Hz / 220 – 240V~
Cooling system	forced-air
Defrost	automatic
Temperature range	+1°C to +15°C
External cabinet finish	steel / silver
Door material	glass door
Internal liner material	commercial grade moulded polystyrol
Type of control	rotary control
Temperature display	internal analogue
Interior light	LED, separate connection
Adjustable shelves	3
Shelf material	wire shelves plastic-coated
Loading capacity 0.5L PET / facings 0.5L PET	115 / 7
Loading capacity 0.33L can / facings 0.33L can	217 / 7
Shelf loading	45 kg
Handle	ergonomic slimline handle
Type of lock	mechanical
Door hinges	right, reversible on site
Gross / net weight	46 / 43 kg
Accessories	
Decor frame	9910831
Optional castor set	9086967
Shelf, plastic-coated	7112064

The advantages at a glance

Thin, robust cover frame

The thin but robust cover frame enables the chests to offer a maximum view of the goods.

Multi-part frame

The multi-part frame in an attractive and modern design with rounded corners ensures stability and protection during removal of goods.

Individual branding

Individual branding draws attention to a company and its products.



Sturdy castors

If chests often have to change location, castors provide a practical transportation aid. The MRHsc models are equipped with high-quality rubberised 50-mm castors.

Analogue temperature display

The analogue temperature display gives accurate information about the set interior temperature.

Hardened single-pane safety glass

The hardened single-pane safety glass gives stability to the upper chest area.

Easy opening and closing

The chest lid is easily opened and closed due to the special sliding layer in the sealing profiles.

Highly effective insulation

The highly effective insulation reduces the energy consumption and ensures constant temperatures.

PFC-free refrigerant R 600a

The natural and PFC-free refrigerant R 600a is environmentally friendly and, in combination with powerful compressors, very energy efficient.

RoHS and WEEE conformity

ROHS and WEEE conformity due to the use of environmentally friendly materials in combination with optimal recyclability.



MRHsc 2862

Quality right down to the smallest detail

Liebherr beverage cooling chests are optimally equipped for professional permanent use. The long-lasting, quiet compressor and the highly effective insulation ensure reliable performance and efficiency. The sturdy glass sliding lids close tightly even under heavy loads, prevent temperature loss and enable a clear view of the goods. The continuous temperature control allows a constant temperature to be maintained between +2 °C and +15 °C. The steel sheet housing and the stainless aluminium inner liner make the chest coolers impervious to impacts and ensure easy cleaning.



The action area rack from Liebherr

Would you like to present more goods in the same space? Our new action area rack makes this possible. This extremely stable accessory part with a high load bearing capacity allows you to arrange our fridges and freezers over each other in any combination you like. This means 65% more capacity without requiring a millimetre more of additional space. This allows you to offer significantly more products at the customers' eye level where they can't be overlooked. Create striking displays with the action area rack, for example by the cash desks or in a sales promotion area. Make more effective use of your available room, even where space is at a premium. Or inspire customers to make purchases of attractive seasonal goods. You'd like to offer chilled drinks above the ice cream freezer in summer? Or highlight vegan burgers during barbecue season? No problem! And in winter you can change everything around again.



Stable glass sliding lid

The stable glass sliding lid enables a good view of the products and an effective and convincing presentation. An optional lid lock is available.



MRHsc 2862

Gross / net capacity	294 / 222 litre
Exterior dimensions in mm (w / d / h)	1045 / 680 / 825
Interior dimensions in mm (w / d / h)	920 / 535 / 523
Energy efficiency class ¹	B
Energy consumption in 365 days ²	153 kWh
Climate class (energy directive)	CC2
Temperature class (energy directive)	K4
Climate class (safety standard)	4
Ambient temperature range ³	+10 °C to +30 °C
Refrigerant	R 290
Sound power level	42 dB(A)
Connection rating	1.5 A
Frequency / voltage	50 Hz / 220 - 240V~
Cooling system	static
Defrost	manual
Temperature range	+2 °C to +15 °C
Lid material	sliding glass lid
External cabinet finish	steel / white
Internal liner material	aluminium
Frame colour	grey
Type of control	rotary control
Number of baskets	0
Number of baskets, max	4
Castors	swivel castors
Type of lock	mechanically retrofittable
Gross / net weight	58.7 / 51.3 kg

Accessories	
Cylinder lock for foamed lid	
Cylinder lock for glass sliding lid	7043660
Basket large (270 mm)	7111081
Basket small (210 mm)	7111079
External thermostat dial	on request
Scanner rail	7652063
Action-Area-Rack white	9031196

Gross / net capacity	296 / 252 litre
Exterior dimensions in mm (w / d / h)	1045 / 680 / 825
Interior dimensions in mm (w / d / h)	920 / 535 / 523
Energy efficiency class ¹	A
Energy consumption in 365 days ²	134 kWh
Climate class (energy directive)	CC2
Temperature class (energy directive)	K4
Climate class (safety standard)	4
Ambient temperature range ³	+10 °C to +30 °C
Refrigerant	R 290
Sound power level	42 dB(A)
Connection rating	1.5 A
Frequency / voltage	50 Hz / 220 - 240V~
Cooling system	static
Defrost	manual
Temperature range	+2 °C to +15 °C
Lid material	aluminium sliding lid
External cabinet finish	steel / white
Internal liner material	aluminium
Frame colour	grey
Type of control	rotary control
Number of baskets	0
Number of baskets, max	4
Castors	swivel castors
Type of lock	mechanically retrofittable
Gross / net weight	55.6 / 48.1 kg

Accessories	
Cylinder lock for foamed lid	
Cylinder lock for glass sliding lid	7042835
Basket large (270 mm)	7111081
Basket small (210 mm)	7111079
External thermostat dial	on request
Scanner rail	7652063
Action-Area-Rack white	9031196

¹ As per EU Regulation 2019/2018.

² Measured as per EN 16902:2016.

³ Indicates the ambient temperature at which the appliance can be safely operated.

Display fridges

**Side-by-Side set**

The Side-by-Side set enables the simple conversion of two display fridges into one 120 cm-wide double-door fridge-freezer. The continuous display across both appliances ensures perfect brand presentation.

**Base grid**

The base grid protects the inner liner and allows use of the cabinet floor space for storage, even for kegs.

**Grid shelf**

The shelves are coated with abrasion-resistant plastic and have a loading capacity of up to 45 kg (applies to 60 cm wide appliances) or 60 kg (applies to 75 cm wide appliances). The base grid protects the inner liner and allows use of the cabinet floor space for storage, even for kegs.

**Protection bracket**

The sturdy protection bracket protects the condenser on the rear of the appliance and the underside of the appliance against impacts during transportation of larger models. Ideal for use when transporting appliances by lorry.

**Castors for protection bracket**

To facilitate transport, two sturdy castors can be mounted directly on the protection bracket on the rear, thus allowing the appliance also to be easily moved as with a sack barrow.

**Scanner rail**

Price tags and scan codes can easily be displayed using the practical scanner rail. Easy to attach to the front of the grid shelves. The scanner rail inserts can also be used for branding purposes where several brands are on display.

**Wooden shelf**

The heavy-duty wooden shelf made from copper beech is optimally designed for the safe storage of bottles. It gives the interior a high-quality character and, in addition to providing a clear view, it also provides easy access to the bottles.

**Gravity feed shelf for bottles**

On the practical gravity feed shelf, the 0.5 litre bottles are always to hand at the front. The gravity feed shelf can be drawn out on telescopic rails to replenish supplies.

Lock

The appliances are equipped with locks as (except FKDV 4513). Several appliances can be locked with one key. Additional lock barrels with up to ten locks and keys are available for the models FKDV 42... The FKDV 4513 does not have a lock as standard. A retrofit lock option is available.

Fridges with glass door and solid door

**Wooden pull-out shelf**

The sturdy wooden pull-out shelf made from copper beech is optimally designed for the safe storage of bottles. It gives the interior a high-quality character and, in addition to providing a clear view, it also provides quick access to the bottles.

**Perforated metal shelf**

To ensure that even small items are stored stably in the refrigeration appliances, Liebherr has developed shallow perforated metal shelves especially for this purpose. They are made of coated metal and designed for a maximum load of up to 45 kg. The perforation ensures unhindered air circulation throughout the storage space.

**Gravity feed shelf for bottles-gravity feed shelf for cans**

The gravity feed keeps the cans always to hand at the front. The gravity feed shelf can be pulled out on telescopic rails for restocking.

**Grid shelves**

The grid shelves have a wear-resistant coating and can carry up to 45 kg.

**Base grid**

The tough base grid protects the appliance base from scratching where heavier containers or kegs are in use.

**Adjustable feet and castors**

With a height of 70-120 mm or 120-150 mm, the adjustable feet provide sufficient ground clearance and ensure that you can also clean under the appliance easily. They can be screwed on easily at four mounting points. One set of adjustable feet contains four units. The castors make transport easier and allow you to clean the floor under the units. One set of castors contains four units, two castors are equipped with brakes.

**Scanner rail**

Price tags and scan codes can easily be displayed using the practical scanner rail. Easy to attach to the front of the grid shelves. The scanner rail inserts can also be used for branding purposes where several brands are on display.

**Protection brackets with and without wheels**

Ideal for transporting the appliance: The sturdy bracket optimally protects the rear and underside of the appliance against impacts. To help transport the appliance, two sturdy castors can be mounted directly on the protection bracket at the rear. This means the appliance can be moved conveniently as you would move it using a sack truck.

Mechanical key lock with different keys (ten units)

The mechanical key lock protects your stored products from unwanted access. If several appliances are used, up to ten special locks with different keys are available.

Under-worktop fridges



Shelves

The tough plastic-coated wire shelves have a loading capacity of up to 45 kg.



Aluminum decorative frame

An aluminum decorative frame is available to optically integrate the Liebherr refrigeration appliance into a kitchen front. The appropriate veneer can be attached to the appliance door using the decorative frame.



Roller retrofit kit

The roller retrofit kit for fixed installations facilitates transportation of the appliance. Four casters including fitting accessories are part of the scope of delivery.



Roller bars

The rollers (diameter 30 mm) make it easy to move the appliance for cleaning. In order to guarantee optimum stability, roller sets must not be fitted to appliances which are installed using a connecting frame. This is only available for individual appliances.



Set of connection elements

Countertop fridges and freezers can be placed on top of one another to make the best use of the available space.



Lock

The appliances are equipped with standard locks. Several appliances can be locked with one key. Additional lock barrels with up to ten different keys are available.

Chest coolers



Action-Area-Rack

The action area rack from Liebherr is an accessory part that allows you to arrange Liebherr fridges and freezers as well as ice cream chests and bottle coolers above each other in a flexible, modular manner.



Cylinder lock for foamed lid

A lid lock can be installed on all models to secure the contents of the chest appliance. Cylinder lock for foamed lid suitable for MRHsc 2852.



Cylinder lock for glass sliding lid

A lid lock can be installed on all models to secure the contents of the chest appliance. Cylinder lock for glass sliding lid suitable for MRHsc 2862.



Hanging baskets

Hanging baskets allow goods to be presented clearly.



External control button

In MRHsc chest coolers, the external control button makes it easier to access the thermostat and adjust the temperature. It is available in six different colours.



Scanner rail

Price tags and scan codes can easily be displayed using the practical scanner rail. Easy to attach to the front of the grid shelves.



WFbli 5241 Perfection

Wine fridges by Liebherr – for true enjoyment

Whether you are preserving them for final maturation, storing them at perfect drinking temperature or attractively presenting them ready for serving, Liebherr wine fridges give fine wines the suitable conditions and a climate that they deserve.

Constant temperatures retain the character of the wine, the right humidity guarantees supple corks. Your valuable contents are protected from outside odours and therefore from the adulteration of the flavour. And thanks to high UV protection, even from unwanted ageing processes. Not least, younger wines can mature without vibrations.

Every Liebherr wine fridge is full of enjoyment. For the user, too. This is ensured by long-lasting, high-quality materials as well as lots of security functions and convenient handling.

The advantages at a glance

SmartDevice

The integrated SmartDevice box enables you to control the appliance and use additional services using your smartphone or tablet.

HumiditySelect

With HumiditySelect, the humidity can be adjusted in two stages: Standard or High.

Maximum storage capacity

Depending on the model, neck-to-neck storage on sturdy metal shelves allows 158 to 284 bottles to be stored safely and accessed easily.

1 zone

With constant temperature throughout the interior, adjustable from +5 °C to +20 °C.

VibrateSafe

Specifically developed, particularly quiet compressors and the solid shelves ensure the wine is not disturbed when stored.

Height adjustable metal shelves

Robust and easy to clean, with an attractive wooden front, height-adjustable on smooth runners.

FreshAir

For a pure bouquet, an activated charcoal filter reliably binds odours of any kind.

TempProtect Plus

Two sensors constantly measure the temperature in the wine fridge. A notification is sent in the event of a critical change.*

eDoorLock

An electronic door lock prevents unauthorised operation and only unlocks the wine fridge after a correct PIN has been entered.*

Safety

Sophisticated alarm functions provide both audible and visual alarms.*

PowerChill

Newly stored bottles are cooled very quickly and automatically to the ideal serving temperature.

Ergonomic slimline door handle

Perfect for frequent use with the integrated opening mechanism.

UVProtect Plus

3-fold protection: A tinted glass door with two layers of vacuum-deposited metal provides highly efficient protection from solar radiation.

Presentation light

Effectively showcases the wine collection even when the glass door is closed. The brightness can be dimmed using the display.*

EasyFill

Loading aid for easy stocking of the wine fridge. From an angle of 90°, the door remains open.

SelfClosing Door

The door of the wine fridge closes smoothly by itself when opened less than 90°.



WFBli 7741 Perfection

* also via SmartDevice app



EasyServe basket

For clearly arranged storage and easy accessibility at the bar, the EasyServe bottle basket is attached at working height and slides out gently on rails.



LightColumn

An LED light column from top to bottom on both sides evenly illuminates the interior of the wine serving fridge when the door is opened.




Touch & Swipe display

The Touch & Swipe display precisely set into the door underscores the high standard of workmanship. Its operation is also typical of Liebherr: intuitive and easy by means of tapping and swiping.

Series
Perfection

Quality	Constant temperature maintenance
	Adjustable temperature range in one zone: +5 °C to +20 °C
	Permanent display of the current temperature
	Triple UV and safety glazing / UVProtect Plus
	Low-vibration storage / VibrateSafe
	Neck-to-neck storage for maximum bottle capacity
	Replaceable door seal
Perfect climate	2 height-adjustable feet
	Adjustable humidity with HumiditySelect
	1 FreshAir filter with replacement reminder
Convenience and flexibility	Temperature setting in 1 °C increments
	EasyServe basket
	PowerChill
	EasyFill loading aid
Design and lifestyle	SelfClosing Door
	Height-adjustable metal shelves with wooden front
	Display: selection of 12 languages (DE/EN/FR/ES/IT/NL/CS/PL/PT/BG/RU/ZH)
	Lighting: LightColumn ,double-sided
	Rear wall panel: Stainless steel
	Touch & Swipe display
	Presentation light
	Slimline handle with integrated opening mechanism brushed aluminium
	Low noise
	Safety
Door, temperature and power failure alarm	
Alarm issued both audibly and visually on display, via pulsating illumination and push message with SmartDevice*	
Display lock	
Connectivity*	eDoorLock
	SmartDevice (SmartDevice box included)
	Presentation light*
	Temperature setting in 1 °C increments*
	Display and control of relevant appliance functions*

WFbli 5041



WFbli 5241



WFbli 7741



Quality right down to the smallest detail



Metal shelves

The sturdy metal shelves with beech wood fronts can be moved as required for flexible arrangement of the bottles. The struts provide a secure hold and the coated metal is easy to clean.



eDoorLock

Unauthorised use is prevented by eDoorLock. The door lock can be unlocked by entering a PIN. And for even more security, the SmartDevice app tells you anytime and anywhere whether the door is open or closed.



LightColumn (double-sided)

The full-height LED LightColumns on both sides evenly illuminate the interior and show off the wine selection to its best advantage. A special highlight is the dimmable presentation lighting, which sets an attractive stage for the wines.




Ergonomic handle

The ergonomic slimline door handle with integrated opening mechanism has been perfected for frequent use and allows the door to be operated quickly and with little effort – even when opening it several times in quick succession.



EasyServe basket

For exceptional service, every hand movement counts. This means the wines must be clearly arranged and easily accessible, as in our EasyServe bottle basket. Fitted at working height, it slides out smoothly on rails.



PowerChill

PowerChill automatically cools down newly stored bottles particularly quickly. Even on busy days with the door constantly being opened, the appliance independently generates the ideal serving temperature and automatically switches back to the usual energy-saving mode.



WFbli 7741

Perfection



Capacity	642 litre
Max. No. of Bordeaux bottles ^{0.75 Ltr} ¹	284
Exterior dimensions in mm (w / d / h)	747 / 763 / 2044
Interior dimensions in mm (w / d / h)	642 / 573 / 1830
Energy efficiency class ²	
Energy consumption in 365 days ³	121 kWh
Climate rating	SN-ST
Ambient temperature range ⁴	+10 °C to +38 °C
Refrigerant	R 600a
Sound power level / Sound power class	38 dB(A) / C
Connection rating	1.5 A
Frequency / voltage	50/60 Hz / 220 - 240V~
Fan / FreshAir activated charcoal filter	yes / yes
Humidity control via	HumiditySelect (two level: standard & high)
Temperature zones / Adjustable cooling circuits	1 / 1
Temperature range	+5 °C to +20 °C
Door / Side walls	glass door, frame black / black
Control unit type / position	2.4" colour TFT display / in the door
Control unit operation	touch & swipe
Fault: warning signal	visual and audible
Internal liner material	plastic, graphite grey
Interior light	LED
permanently activated / dimmable	yes / yes
SmartDeviceBox / Connectivity solution	yes / integrated, fixed
EasyFill loading aid / Shelf material	yes / metal shelf with wooden front
Storage shelves / running on telescopic rails	7 / 1
Height-adjustable shelves	yes
Handle	slimline handle with integrated opening mechanism
Air filter	in rear wall
Type of lock	electronic, without remote control
Self-closing door	yes
Door hinges / Replaceable door seal	right, reversible on site / yes
Side-by-side capable	yes
Gross / net weight	121 / 112 kg
Accessories	
FreshAir active carbon filter	9882460
Wooden shelf / Presentation shelf (wooden folding shelf)	- / 7113043
Metal shelf with wooden front / Clip-on labelling system	7113262 / 9882766
Bottle presenter	9882303
Water tray with lava stone	7435870
Perforated plate	
Anti-tipping device for wall mounting	9882767



WFbli 5241

Perfection



Capacity	459 litre
Max. No. of Bordeaux bottles ^{0.75 Ltr} ¹	188
Exterior dimensions in mm (w / d / h)	597 / 763 / 1884
Interior dimensions in mm (w / d / h)	492 / 587 / 1670
Energy efficiency class ²	
Energy consumption in 365 days ³	117 kWh
Climate rating	SN-ST
Ambient temperature range ⁴	+10 °C to +38 °C
Refrigerant	R 600a
Sound power level / Sound power class	38 dB(A) / C
Connection rating	1.5 A
Frequency / voltage	50/60 Hz / 220 - 240V~
Fan / FreshAir activated charcoal filter	yes / yes
Humidity control via	HumiditySelect (two level: standard & high)
Temperature zones / Adjustable cooling circuits	1 / 1
Temperature range	+5 °C to +20 °C
Door / Side walls	glass door, frame black / black
Control unit type / position	2.4" colour TFT display / in the door
Control unit operation	touch & swipe
Fault: warning signal	visual and audible
Internal liner material	plastic, graphite grey
Interior light	LED
permanently activated / dimmable	yes / yes
SmartDeviceBox / Connectivity solution	yes / integrated, fixed
EasyFill loading aid / Shelf material	yes / metal shelf with wooden front
Storage shelves / running on telescopic rails	7 / 1
Height-adjustable shelves	yes
Handle	slimline handle with integrated opening mechanism
Air filter	in rear wall
Type of lock	electronic, without remote control
Self-closing door	yes
Door hinges / Replaceable door seal	right, reversible on site / yes
Side-by-side capable	yes
Gross / net weight	109 / 102 kg
Accessories	
FreshAir active carbon filter	9882460
Wooden shelf / Presentation shelf (wooden folding shelf)	7113328 / 7113041
Metal shelf with wooden front / Clip-on labelling system	7113254 / 9882766
Bottle presenter	9882303
Water tray with lava stone	9882755
Perforated plate	9302885
Anti-tipping device for wall mounting	9882767

¹ These models are only intended for storing wine. Maximum DIN norm bordeaux bottles capacity (0.75 l) as per norm NF H 35-124 (H: 300.5 mm, Ø 76.1 mm)
² As per EU Regulation 2019/2016.
³ Measured as per EN 62552.
⁴ Indicates the ambient temperature at which the appliance can be safely operated.



WFbli 5041

Perfection




Capacity	398 litre
Max. No. of Bordeaux bottles ^{0.75 Ltr} ¹	158
Exterior dimensions in mm (w / d / h)	597 / 763 / 1684
Interior dimensions in mm (w / d / h)	492 / 587 / 1470
Energy efficiency class ²	
Energy consumption in 365 days ³	111 kWh
Climate rating	SN-ST
Ambient temperature range ⁴	+10 °C to +38 °C
Refrigerant	R 600a
Sound power level / Sound power class	38 dB(A) / C
Connection rating	1.5 A
Frequency / voltage	50/60 Hz / 220 - 240V~
Fan / FreshAir activated charcoal filter	yes / yes
Humidity control via	HumiditySelect (two level: standard & high)
Temperature zones / Adjustable cooling circuits	1 / 1
Temperature range	+5 °C to +20 °C
Door / Side walls	glass door, frame black / black
Control unit type / position	2.4" colour TFT display / in the door
Control unit operation	touch & swipe
Fault: warning signal	visual and audible
Internal liner material	plastic, graphite grey
Interior light	LED
permanently activated / dimmable	yes / yes
SmartDeviceBox / Connectivity solution	yes / integrated, fixed
EasyFill loading aid / Shelf material	yes / metal shelf with wooden front
Storage shelves / running on telescopic rails	6 / 1
Height-adjustable shelves	yes
Handle	slimline handle with integrated opening mechanism
Air filter	in rear wall
Type of lock	electronic, without remote control
Self-closing door	yes
Door hinges / Replaceable door seal	right, reversible on site / yes
Side-by-side capable	yes
Gross / net weight	99 / 89 kg
Accessories	
FreshAir active carbon filter	9882460
Wooden shelf / Presentation shelf (wooden folding shelf)	7113328 / 7113041
Metal shelf with wooden front / Clip-on labelling system	7113254 / 9882766
Bottle presenter	9882303
Water tray with lava stone	9882755
Perforated plate	9302885
Anti-tipping device for wall mounting	9882767

Wine serving fridges

**FreshAir activated charcoal filter**

To ensure wine can mature with optimum air quality and the bouquet remains pure, the FreshAir activated charcoal filter reliably binds odours of all types. The filter should be changed every 6 months, which is displayed via a reminder function (depending on the model).


**Water tray and lava stones**

The retrofittable water tray and lava stones help to maintain perfect humidity – this means corks remain perfectly moist even in dry conditions.

**Bottle presenter**

Masterfully highlights your special bottles: the elegant bottle presenter showcases wine bottles, drawing the observer's gaze to the label. It also holds opened bottles securely.

Wine serving fridges

**Aluminium labelling clips suitable for writing on**

For ideally organising your wine stocks: the five stylish aluminium clips. They can be labelled and attached flexibly to the bottle shelves.

**Perforated plate**

The perforated plate support ensures optimal stability of bottles. Beverages and containers are therefore always stored securely. The perforated plate supports are extremely resilient and optimally suited for filling with drinks.

**Anti-tipping device**

The anti-tipping device connects the appliance firmly to the wall at the top. This ensures stable storage and safe loading and unloading of the pull-out shelves, even with maximum filling.

**Metal shelf with wooden front, height-adjustable**

The robust metal shelf combines everything you need for wine storage in restaurants. It can be variably adjusted in the appliance for flexible bottle distribution. The struts ensure a particularly secure hold. The coated metal is extremely easy to clean. And the pure, clear design with a beech wood front harmonises with all your stored wines.

**Wooden shelf, height-adjustable**

Mature and sophisticated. The elegant shelves, made of beech wood, are designed for low-vibration, horizontal wine storage, and their ergonomic shape makes it easy to put in, take out and rearrange the bottles. Another advantage is that the wood breathes and can store small amounts of water – this is good for the microclimate inside and therefore also long-term storage.

**Wooden presentation shelf**

Two open bottles of wine can also be securely stored and presented on the beech wood presentation shelf. The shelf's integrated folding function makes this possible.



Merchandising freezers for catering and retail – quality that pays off

In a world becoming increasingly mobile and fast, good visibility and the right impulses count: Thanks to an optimal TDA (Total Display Area), Liebherr chest freezers present snacks, ice cream or convenience products with maximum clarity and invite you to reach in. Its attractive design sets new standards in the industry; individual branding possibilities turn every chest into an attractively presented brand experience. But this not only boosts profit, but also sustainability. As well as very low energy costs, natural refrigerant, PVC-free components and low heat emissions, the highly efficient professional appliances convince by being virtually maintenance-free and having at least 15 years of reliable freezing performance. Or in short, by an unbeatable TCO (Total Cost of Ownership).

Increase the awareness of your brand.

Liebherr offers numerous possibilities of branding freezers individually and impressively. You can choose between different procedures and different models. On request, we can develop special appliance concepts for you which perfectly match your brand and your specific requirements.

Individual adhesive

The desired branding is applied to a suitable label, usually PVC film, either using the screen printing or digital printing method, depending on the batch size and motif. This is fitted accurately onto the foamed chest or fridge housing.



Display/side wall/door label and individual colour scheme

Individual colour schemes present your brand in an appealing way and make your goods stand out even more. The side walls of the chest and plastic end pieces on the chest frame, as well as the display and display frame on freezers for sales promotion, can be designed according to customer specifications.

The advantages at a glance



Energy-efficient LED interior lighting

Energy-efficient LED interior lighting for an effective and convincing goods presentation. An optional lid lock is available.

Multi-part frame made of plastic and aluminium

The multi-part frame made of plastic and aluminium in an attractive and modern design with rounded corners ensures stability and better hygiene as well as protection during removal of goods.

Highly dampening insulation

The highly dampening insulation ensures constant temperatures and reduces the energy consumption.

RoHS and WEEE conformity

RoHS and WEEE compliant thanks to environmentally friendly materials in combination with optimal recyclability.



Lid lock

The lid lock gives protection against unauthorised access.

Stable hanging baskets

Stable hanging baskets enable transparent goods presentation.

Hardened single-pane safety glass

The tempered single-pane safety glass is break-proof, resilient and offers stability in the upper part of the chest. In addition, thanks to the lower heat radiation, it guarantees an optimal view of the stored goods. The lid can be removed for easy handling and cleaning.

Profile seal

Profile seal for easy opening and closing of the lid.

Steel inner lining

The steel inner liner with rounded corners is easy to clean, enables perfect hygiene, and has a good cold-conducting capacity.

Quieter due to outer skin condenser

The foamed outer skin condenser means that the ice cream chests are very low in noise and vibrations – and the housing is easy to clean. In addition, no condensation is formed on the outside.



Sturdy castors

Sturdy castors facilitate transport if the appliance has to be moved, and enable convenient floor cleaning under the appliance.



EFI 3553



Smooth-running sliding glass lid

The slightly curved glass sliding lids of the EFI chests consist of hardened single-pane safety glass. The profile seals and the plastic frame heated with hot gas via the compressor allow the lid halves to be moved easily at any time.



Insulated sliding lid

Thanks to the compound cover made of aluminium and hard PVC, the lids insulated with rigid foam are particularly resilient. The top is equipped with a scratch-proof aluminium work surface. The foam-insulated sliding lid is available as an alternative to glass sliding lids. A pluggable lock can be supplied as an accessory.



The action area rack from Liebherr

More goods in the same space. With this extremely robust, high load-bearing accessory, Liebherr refrigerators and freezers can be arranged above each other in any combination. This means 65% more capacity without requiring a millimetre more of additional space. This allows you to offer significantly more products at the customers' eye level where they can't be overlooked.



Glass screening

The robust glass screen made of tempered safety glass protects the ice cream from dirt during sales and contributes to the attractive presentation of goods. The particularly deep glass screen on the front offers excellent visibility, so that customers can easily see the goods from various angles.




EFI 5653

Width	1885 mm
Gross / net capacity	572 / 408 litre
Exterior dimensions in mm (w / d / h)	1885 / 680 / 825
Interior dimensions in mm (w / d / h)	1760 / 535 / 490
Total display area in m ² (TDA) ¹	1.03
Energy efficiency class ²	
Energy consumption in 365 days ³	1205 kWh
Climate class (energy directive)	B
Temperature class (energy directive)	C1
Climate class (safety standard)	7
Ambient temperature range ⁴	+10 °C to +35 °C
Refrigerant	R 290
Sound power level	52 dB(A)
Connection rating	2.5 A
Frequency / voltage	50 Hz / 220 - 240V~
Cooling system / Defrost	static / manual
Temperature range	-10 °C to -24 °C
Lid material	sliding glass lid
External cabinet finish	steel / white
Internal liner material	steel
Frame colour	grey
Type of control / Temperature display	rotary control / internal analogue
Interior light	LED
Number of baskets included	8
Number of baskets, max (see picture)	8
Castors	swivel castors
Type of lock	mechanically retrofittable
Insulation	60 mm
Water drain	yes
Gross / net weight	90.7 / 80.9 kg
Also available without interior light as	EFI 5603
Accessories	
Basket 270 mm	7111009
Basket 210 mm	7111039
Partition grid 270 mm / High grid	7111031
Partition grid 210 mm / High grid	7111784
Partition grid 270 mm / Low grid	7111033
Partition grid 210 mm / Low grid	7111787
Rubber bumpers, grey	7266707
Cylinder lock for glass sliding lid	7043660
Glass canopy	
Scoop ice cream containers	7741721
Baskets for scoop ice cream containers	on request
External thermostat dial	on request
Scanner rail	7652174

¹ Measured as per EN 16901.
² As per EU Regulation 2019/2018.




EFI 4853

Width	1675 mm
Gross / net capacity	499 / 355 litre
Exterior dimensions in mm (w / d / h)	1675 / 680 / 825
Interior dimensions in mm (w / d / h)	1550 / 535 / 490
Total display area in m ² (TDA) ¹	0.91
Energy efficiency class ²	
Energy consumption in 365 days ³	990 kWh
Climate class (energy directive)	B
Temperature class (energy directive)	C1
Climate class (safety standard)	7
Ambient temperature range ⁴	+10 °C to +35 °C
Refrigerant	R 290
Sound power level	52 dB(A)
Connection rating	2.5 A
Frequency / voltage	50 Hz / 220 - 240V~
Cooling system / Defrost	static / manual
Temperature range	-10 °C to -24 °C
Lid material	sliding glass lid
External cabinet finish	steel / white
Internal liner material	steel
Frame colour	grey
Type of control / Temperature display	rotary control / internal analogue
Interior light	LED
Number of baskets included	7
Number of baskets, max (see picture)	7
Castors	swivel castors
Type of lock	mechanically retrofittable
Insulation	60 mm
Water drain	yes
Gross / net weight	89.5 / 79.9 kg
Also available without interior light as	EFI 4803
Accessories	
Basket 270 mm	7111009
Basket 210 mm	7111039
Partition grid 270 mm / High grid	7111031
Partition grid 210 mm / High grid	7111784
Partition grid 270 mm / Low grid	7111033
Partition grid 210 mm / Low grid	7111787
Rubber bumpers, grey	7266707
Cylinder lock for glass sliding lid	7043660
Glass canopy	
Scoop ice cream containers	7741721
Baskets for scoop ice cream containers	on request
External thermostat dial	on request
Scanner rail	7652066

³ Measured when lighting switched off.
⁴ Indicates the ambient temperature at which the appliance can be safely operated.



EFI 4453

Width	1465 mm
Gross / net capacity	426 / 302 litre
Exterior dimensions in mm (w / d / h)	1465 / 680 / 825
Interior dimensions in mm (w / d / h)	1340 / 535 / 490
Total display area in m ² (TDA) ¹	0.79
Energy efficiency class ²	
Energy consumption in 365 days ³	764 kWh
Climate class (energy directive)	B
Temperature class (energy directive)	C1
Climate class (safety standard)	7
Ambient temperature range ⁴	+10 °C to +35 °C
Refrigerant	R 290
Sound power level	52 dB(A)
Connection rating	2.5 A
Frequency / voltage	50 Hz / 220 - 240V~
Cooling system / Defrost	static / manual
Temperature range	-10 °C to -24 °C
Lid material	sliding glass lid
External cabinet finish	steel / white
Internal liner material	steel
Frame colour	grey
Type of control / Temperature display	rotary control / internal analogue
Interior light	LED
Number of baskets included	6
Number of baskets, max (see picture)	6
Castors	swivel castors
Type of lock	mechanically retrofittable
Insulation	60 mm
Water drain	yes
Gross / net weight	76.4 / 67.4 kg
Also available without interior light as	EFI 4403
Accessories	
Basket 270 mm	7111009
Basket 210 mm	7111039
Partition grid 270 mm / High grid	7111031
Partition grid 210 mm / High grid	7111784
Partition grid 270 mm / Low grid	7111033
Partition grid 210 mm / Low grid	7111787
Rubber bumpers, grey	7266707
Cylinder lock for glass sliding lid	7043660
Glass canopy	
Scoop ice cream containers	7741721
Baskets for scoop ice cream containers	on request
External thermostat dial	on request
Scanner rail	7652065

³ Measured when lighting switched off.
⁴ Indicates the ambient temperature at which the appliance can be safely operated.

**EFI 3553****EFI 2853**

Width	1255 mm
Gross / net capacity	355 / 249 litre
Exterior dimensions in mm (w / d / h)	1255 / 680 / 825
Interior dimensions in mm (w / d / h)	1130 / 535 / 490
Total display area in m ² (TDA) ¹	0.67
Energy efficiency class ²	
Energy consumption in 365 days ³	726 kWh
Climate class (energy directive)	B
Temperature class (energy directive)	C1
Climate class (safety standard)	7
Ambient temperature range ⁴	+10 °C to +35 °C
Refrigerant	R 290
Sound power level	52 dB(A)
Connection rating	1.5 A
Frequency / voltage	50 Hz / 220 - 240V~
Cooling system / Defrost	static / manual
Temperature range	-10 °C to -24 °C
Lid material	sliding glass lid
External cabinet finish	steel / white
Internal liner material	steel
Frame colour	grey
Type of control / Temperature display	rotary control / internal analogue
Interior light	LED
Number of baskets included	5
Number of baskets, max (see picture)	5
Castors	swivel castors
Type of lock	mechanically retrofittable
Insulation	60 mm
Water drain	yes
Gross / net weight	68.5 / 60.4 kg
Also available without interior light as	EFI 3503

Accessories	
Basket 270 mm / Basket 210 mm	7111009 / 7111039
Partition grid 270 mm / High grid	7111031
Partition grid 210 mm / High grid	7111784
Partition grid 270 mm / Low grid	7111033
Partition grid 210 mm / Low grid	7111787
Rubber bumpers, grey	7266707
Cylinder lock for glass sliding lid	7043660
Glass canopy	9809160
Scoop ice cream containers	7741721
Baskets for scoop ice cream containers	on request
External thermostat dial	on request
Scanner rail	7652064
Action-Area-Rack white	

Width	1045 mm
Gross / net capacity	282 / 196 litre
Exterior dimensions in mm (w / d / h)	1045 / 680 / 825
Interior dimensions in mm (w / d / h)	920 / 535 / 490
Total display area in m ² (TDA) ¹	0.54
Energy efficiency class ²	
Energy consumption in 365 days ³	593 kWh
Climate class (energy directive)	B
Temperature class (energy directive)	C1
Climate class (safety standard)	7
Ambient temperature range ⁴	+10 °C to +35 °C
Refrigerant	R 290
Sound power level	42 dB(A)
Connection rating	1.5 A
Frequency / voltage	50 Hz / 220 - 240V~
Cooling system / Defrost	static / manual
Temperature range	-10 °C to -24 °C
Lid material	sliding glass lid
External cabinet finish	steel / white
Internal liner material	steel
Frame colour	grey
Type of control / Temperature display	rotary control / internal analogue
Interior light	LED
Number of baskets included	4
Number of baskets, max (see picture)	4
Castors	swivel castors
Type of lock	mechanically retrofittable
Insulation	60 mm
Water drain	yes
Gross / net weight	60.5 / 56.6 kg
Also available without interior light as	EFI 2803

Accessories	
Basket 270 mm / Basket 210 mm	7111009 / 7111039
Partition grid 270 mm / High grid	7111031
Partition grid 210 mm / High grid	7111784
Partition grid 270 mm / Low grid	7111033
Partition grid 210 mm / Low grid	7111787
Rubber bumpers, grey	7266707
Cylinder lock for glass sliding lid	7043660
Glass canopy	9809160
Scoop ice cream containers	7741721
Baskets for scoop ice cream containers	on request
External thermostat dial	on request
Scanner rail	7652063
Action-Area-Rack white	9031196

**EFI 2153****EFI 1453**

Width	835 mm
Gross / net capacity	211 / 143 litre
Exterior dimensions in mm (w / d / h)	835 / 680 / 825
Interior dimensions in mm (w / d / h)	710 / 535 / 490
Total display area in m ² (TDA) ¹	0.42
Energy efficiency class ²	
Energy consumption in 365 days ³	470 kWh
Climate class (energy directive)	B
Temperature class (energy directive)	C1
Climate class (safety standard)	7
Ambient temperature range ⁴	+10 °C to +35 °C
Refrigerant	R 290
Sound power level	42 dB(A)
Connection rating	1.5 A
Frequency / voltage	50 Hz / 220 - 240V~
Cooling system / Defrost	static / manual
Temperature range	-10 °C to -24 °C
Lid material	sliding glass lid
External cabinet finish	steel / white
Internal liner material	steel
Frame colour	grey
Type of control / Temperature display	rotary control / internal analogue
Interior light	LED
Number of baskets included	3
Number of baskets, max (see picture)	3
Castors	swivel castors
Type of lock	mechanically retrofittable
Insulation	60 mm
Water drain	yes
Gross / net weight	56.3 / 49.6 kg
Also available without interior light as	EFI 2103

Accessories	
Basket 270 mm	7111009
Basket 210 mm	7111039
Partition grid 270 mm / High grid	7111031
Partition grid 210 mm / High grid	7111784
Partition grid 270 mm / Low grid	7111033
Partition grid 210 mm / Low grid	7111787
Rubber bumpers, grey	7266707
Cylinder lock for glass sliding lid	7043660
Scoop ice cream containers	7741721
Baskets for scoop ice cream containers	on request
External thermostat dial	on request
Scanner rail	7652062

Width	625 mm
Gross / net capacity	138 / 90 litre
Exterior dimensions in mm (w / d / h)	625 / 680 / 825
Interior dimensions in mm (w / d / h)	500 / 535 / 490
Total display area in m ² (TDA) ¹	0.30
Energy efficiency class ²	
Energy consumption in 365 days ³	402 kWh
Climate class (energy directive)	B
Temperature class (energy directive)	C1
Climate class (safety standard)	7
Ambient temperature range ⁴	+10 °C to +35 °C
Refrigerant	R 600a
Sound power level	42 dB(A)
Connection rating	1.5 A
Frequency / voltage	50 Hz / 220 - 240V~
Cooling system / Defrost	static / manual
Temperature range	-10 °C to -24 °C
Lid material	sliding glass lid
External cabinet finish	steel / white
Internal liner material	steel
Frame colour	grey
Type of control / Temperature display	rotary control / internal analogue
Interior light	LED
Number of baskets included	2
Number of baskets, max (see picture)	2
Castors	swivel castors
Type of lock	mechanically retrofittable
Insulation	60 mm
Water drain	yes
Gross / net weight	45 / 41.9 kg
Also available without interior light as	EFI 1403

Accessories	
Basket 270 mm	7111009
Basket 210 mm	7111039
Partition grid 270 mm / High grid	7111031
Partition grid 210 mm / High grid	7111784
Partition grid 270 mm / Low grid	7111033
Partition grid 210 mm / Low grid	7111787
Rubber bumpers, grey	7266707
Cylinder lock for glass sliding lid	7043660
Scoop ice cream containers	7741721
Baskets for scoop ice cream containers	on request
External thermostat dial	on request
Scanner rail	7652061



EFE 6052

EFE 5152

Width	1885 mm
Gross / net capacity	595 / 457 litre
Exterior dimensions in mm (w / d / h)	1885 / 680 / 825
Interior dimensions in mm (w / d / h)	1760 / 535 / 523
Total display area in m ² (TDA) ¹	1.03
Energy efficiency class ²	
Energy consumption in 365 days ³	1111 kWh
Climate class (energy directive)	B
Temperature class (energy directive)	C1
Climate class (safety standard)	7
Ambient temperature range ⁴	+10°C to +35°C
Refrigerant	R 290
Sound power level	52 dB(A)
Connection rating	2.5 A
Frequency / voltage	50 Hz / 220 - 240V~
Cooling system	static
Defrost	manual
Temperature range	-10°C to -24°C
Lid material	sliding glass lid
External cabinet finish	steel / white
Internal liner material	steel
Frame colour	grey
Type of control	rotary control
Temperature display	internal analogue
Interior light	LED
Number of baskets included	0
Number of baskets, max	8
Castors	swivel castors
Type of lock	mechanically retrofittable
Insulation	60 mm
Water drain	yes
Gross / net weight	92.1 / 81.9 kg
Also available without interior light as	EFE 6002
Accessories	
Basket 270 mm	7111011
Basket 210 mm	7111041
Partition grid 270 mm	7111029
Partition grid 210 mm	7111784
Rubber bumpers, grey	7266707
Cylinder lock for glass sliding lid	7043660
Scoop ice cream containers	7741721
Baskets for scoop ice cream containers	on request
External thermostat dial	on request
Scanner rail	7652174

Width	1675 mm
Gross / net capacity	520 / 398 litre
Exterior dimensions in mm (w / d / h)	1675 / 680 / 825
Interior dimensions in mm (w / d / h)	1555 / 535 / 523
Total display area in m ² (TDA) ¹	0.91
Energy efficiency class ²	
Energy consumption in 365 days ³	1044 kWh
Climate class (energy directive)	B
Temperature class (energy directive)	C1
Climate class (safety standard)	7
Ambient temperature range ⁴	+10°C to +35°C
Refrigerant	R 290
Sound power level	52 dB(A)
Connection rating	2.5 A
Frequency / voltage	50 Hz / 220 - 240V~
Cooling system	static
Defrost	manual
Temperature range	-10°C to -24°C
Lid material	sliding glass lid
External cabinet finish	steel / white
Internal liner material	steel
Frame colour	grey
Type of control	rotary control
Temperature display	internal analogue
Interior light	LED
Number of baskets included	0
Number of baskets, max	7
Castors	swivel castors
Type of lock	mechanically retrofittable
Insulation	60 mm
Water drain	yes
Gross / net weight	79.5 / 74.2 kg
Also available without interior light as	EFE 5102
Accessories	
Basket 270 mm	7111011
Basket 210 mm	7111041
Partition grid 270 mm	7111029
Partition grid 210 mm	7111784
Rubber bumpers, grey	7266707
Cylinder lock for glass sliding lid	7043660
Scoop ice cream containers	7741721
Baskets for scoop ice cream containers	on request
External thermostat dial	on request
Scanner rail	7652066



EFE 4652

EFE 3852

Width	1465 mm
Gross / net capacity	444 / 339 litre
Exterior dimensions in mm (w / d / h)	1465 / 680 / 825
Interior dimensions in mm (w / d / h)	1340 / 535 / 523
Total display area in m ² (TDA) ¹	0.78
Energy efficiency class ²	
Energy consumption in 365 days ³	750 kWh
Climate class (energy directive)	B
Temperature class (energy directive)	C1
Climate class (safety standard)	7
Ambient temperature range ⁴	+10°C to +35°C
Refrigerant	R 290
Sound power level	52 dB(A)
Connection rating	2.5 A
Frequency / voltage	50 Hz / 220 - 240V~
Cooling system	static
Defrost	manual
Temperature range	-10°C to -24°C
Lid material	sliding glass lid
External cabinet finish	steel / white
Internal liner material	steel
Frame colour	grey
Type of control	rotary control
Temperature display	internal analogue
Interior light	LED
Number of baskets included	0
Number of baskets, max	6
Castors	swivel castors
Type of lock	mechanically retrofittable
Insulation	60 mm
Water drain	yes
Gross / net weight	76.9 / 70.1 kg
Also available without interior light as	EFE 4602
Accessories	
Basket 270 mm	7111011
Basket 210 mm	7111041
Partition grid 270 mm	7111029
Partition grid 210 mm	7111784
Rubber bumpers, grey	7266707
Cylinder lock for glass sliding lid	7043660
Scoop ice cream containers	7741721
Baskets for scoop ice cream containers	on request
External thermostat dial	on request
Scanner rail	7652065

Width	1255 mm
Gross / net capacity	369 / 280 litre
Exterior dimensions in mm (w / d / h)	1255 / 680 / 825
Interior dimensions in mm (w / d / h)	1130 / 535 / 523
Total display area in m ² (TDA) ¹	0.66
Energy efficiency class ²	
Energy consumption in 365 days ³	601 kWh
Climate class (energy directive)	B
Temperature class (energy directive)	C1
Climate class (safety standard)	7
Ambient temperature range ⁴	+10°C to +35°C
Refrigerant	R 290
Sound power level	52 dB(A)
Connection rating	1.5 A
Frequency / voltage	50 Hz / 220 - 240V~
Cooling system	static
Defrost	manual
Temperature range	-10°C to -24°C
Lid material	sliding glass lid
External cabinet finish	steel / white
Internal liner material	steel
Frame colour	grey
Type of control	rotary control
Temperature display	internal analogue
Interior light	LED
Number of baskets included	0
Number of baskets, max	5
Castors	swivel castors
Type of lock	mechanically retrofittable
Insulation	60 mm
Water drain	yes
Gross / net weight	69.3 / 61.2 kg
Also available without interior light as	EFE 3802
Accessories	
Basket 270 mm	7111011
Basket 210 mm	7111041
Partition grid 270 mm	7111029
Partition grid 210 mm	7111784
Rubber bumpers, grey	7266707
Cylinder lock for glass sliding lid	7043660
Scoop ice cream containers	7741721
Baskets for scoop ice cream containers	on request
External thermostat dial	on request
Scanner rail	7652064

1 Measured as per EN 16901.
 2 As per EU Regulation 2019/2018.
 3 Measured when lighting switched off.
 4 Indicates the ambient temperature at which the appliance can be safely operated.



EFE 3052

Width	1045 mm
Gross / net capacity	294 / 222 litre
Exterior dimensions in mm (w / d / h)	1045 / 680 / 825
Interior dimensions in mm (w / d / h)	920 / 535 / 523
Total display area in m ² (TDA) ¹	0.54
Energy efficiency class ²	
Energy consumption in 365 days ³	528 kWh
Climate class (energy directive)	B
Temperature class (energy directive)	C1
Climate class (safety standard)	7
Ambient temperature range ⁴	+10 °C to +35 °C
Refrigerant	R 290
Sound power level	52 dB(A)
Connection rating	1.5 A
Frequency / voltage	50 Hz / 220 - 240V~
Cooling system	static
Defrost	manual
Temperature range	-10 °C to -24 °C
Lid material	sliding glass lid
External cabinet finish	steel / white
Internal liner material	steel
Frame colour	grey
Type of control	rotary control
Temperature display	internal analogue
Interior light	LED
Number of baskets included	0
Number of baskets, max	4
Castors	swivel castors
Type of lock	mechanically retrofittable
Insulation	60 mm
Water drain	yes
Gross / net weight	61.8 / 54.4 kg
Also available without interior light as	EFE 3002
Accessories	
Basket 270 mm	7111011
Basket 210 mm	7111041
Partition grid 270 mm	7111029
Partition grid 210 mm	7111784
Rubber bumpers, grey	7266707
Cylinder lock for glass sliding lid	7043660
Scoop ice cream containers	7741721
Baskets for scoop ice cream containers	on request
External thermostat dial	on request
Scanner rail	7652063
Action-Area-Rack white	9031196



EFE 2252

Width	835 mm
Gross / net capacity	219 / 163 litre
Exterior dimensions in mm (w / d / h)	835 / 680 / 825
Interior dimensions in mm (w / d / h)	710 / 535 / 523
Total display area in m ² (TDA) ¹	0.42
Energy efficiency class ²	
Energy consumption in 365 days ³	422 kWh
Climate class (energy directive)	B
Temperature class (energy directive)	C1
Climate class (safety standard)	7
Ambient temperature range ⁴	+10 °C to +35 °C
Refrigerant	R 600a
Sound power level	42 dB(A)
Connection rating	1.5 A
Frequency / voltage	50 Hz / 220 - 240V~
Cooling system	static
Defrost	manual
Temperature range	-10 °C to -24 °C
Lid material	sliding glass lid
External cabinet finish	steel / white
Internal liner material	steel
Frame colour	grey
Type of control	rotary control
Temperature display	internal analogue
Interior light	LED
Number of baskets included	0
Number of baskets, max	3
Castors	swivel castors
Type of lock	mechanically retrofittable
Insulation	60 mm
Water drain	yes
Gross / net weight	50.5 / 47 kg
Also available without interior light as	EFE 2202
Accessories	
Basket 270 mm	7111011
Basket 210 mm	7111041
Partition grid 270 mm	7111029
Partition grid 210 mm	7111784
Rubber bumpers, grey	7266707
Cylinder lock for glass sliding lid	7043660
Scoop ice cream containers	7741721
Baskets for scoop ice cream containers	on request
External thermostat dial	on request
Scanner rail	7652062

¹ Measured as per EN 16901.
² As per EU Regulation 2019/2018.



EFE 1552

Width	625 mm
Gross / net capacity	144 / 104 litre
Exterior dimensions in mm (w / d / h)	625 / 680 / 825
Interior dimensions in mm (w / d / h)	500 / 535 / 523
Total display area in m ² (TDA) ¹	0.30
Energy efficiency class ²	
Energy consumption in 365 days ³	369 kWh
Climate class (energy directive)	B
Temperature class (energy directive)	C1
Climate class (safety standard)	7
Ambient temperature range ⁴	+10 °C to +35 °C
Refrigerant	R 600a
Sound power level	42 dB(A)
Connection rating	1.5 A
Frequency / voltage	50 Hz / 220 - 240V~
Cooling system / Defrost	static / manual
Temperature range	-10 °C to -24 °C
Lid material	sliding glass lid
External cabinet finish	steel / white
Internal liner material	steel
Frame colour	grey
Type of control	rotary control
Temperature display	internal analogue
Interior light	LED
Number of baskets included	0
Number of baskets, max	2
Castors	swivel castors
Type of lock	mechanically retrofittable
Insulation	60 mm
Water drain	yes
Gross / net weight	44 / 40.9 kg
Also available without interior light as	EFE 1502
Accessories	
Basket 270 mm	7111011
Basket 210 mm	7111041
Basket 195 mm	
Partition grid 270 mm	7111029
Partition grid 210 mm	7111784
Partition grid 195 mm	
Rubber bumpers, grey	7266707
Cylinder lock for glass sliding lid	7043660
Scoop ice cream containers	7741721
Baskets for scoop ice cream containers	on request
External thermostat dial	on request
Scanner rail	7652061

³ Measured when lighting switched off.
⁴ Indicates the ambient temperature at which the appliance can be safely operated.



EFE 1152

Width	751 mm
Gross / net capacity	107 / 80 litre
Exterior dimensions in mm (w / d / h)	751 / 481 / 825
Interior dimensions in mm (w / d / h)	605 / 315 / 657
Total display area in m ² (TDA) ¹	0.16
Energy efficiency class ²	
Energy consumption in 365 days ³	323 kWh
Climate class (energy directive)	B
Temperature class (energy directive)	C1
Climate class (safety standard)	7
Ambient temperature range ⁴	+10 °C to +35 °C
Refrigerant	R 600a
Sound power level	42 dB(A)
Connection rating	1.5 A
Frequency / voltage	50 Hz / 220 - 240V~
Cooling system	static / manual
Temperature range	-10 °C to -24 °C
Lid material	sliding glass lid
External cabinet finish	steel / white
Internal liner material	steel
Frame colour	grey
Type of control	rotary control
Temperature display	internal analogue
Interior light	LED
Number of baskets included	0
Number of baskets, max	3
Castors	swivel castors
Type of lock	mechanically retrofittable
Insulation	60 mm
Water drain	yes
Gross / net weight	42.7 / 39 kg
Also available without interior light as	EFE 1102
Accessories	
Basket 270 mm	
Basket 210 mm	
Basket 195 mm	7112788
Partition grid 270 mm	
Partition grid 210 mm	
Partition grid 195 mm	
Rubber bumpers, grey	7111712
Cylinder lock for glass sliding lid	7266707
Scoop ice cream containers	7043660
Baskets for scoop ice cream containers	
External thermostat dial	on request
Scanner rail	7652176



EFE 5100

EFE 4600

Width	1675 mm
Gross / net capacity	503 / 449 litre
Exterior dimensions in mm (w / d / h)	1675 / 680 / 840
Interior dimensions in mm (w / d / h)	1550 / 535 / 585
Energy efficiency class¹	
Energy consumption in 365 days	694 kWh
Climate class (energy directive)	B
Temperature class (energy directive)	C1
Climate class (safety standard)	7
Ambient temperature range²	+10 °C to +35 °C
Refrigerant	R 290
Sound power level	52 dB(A)
Connection rating	2.5 A
Frequency / voltage	50 Hz / 220 - 240V-
Cooling system	static
Defrost	manual
Temperature range	-10 °C to -24 °C
Lid material	aluminium sliding lid
External cabinet finish	steel / white
Internal liner material	steel
Frame colour	grey
Type of control	rotary control
Temperature display	internal analogue
Number of baskets included	0
Number of baskets, max	7
Castors	swivel castors
Type of lock	mechanically retrofittable
Insulation	60 mm
Water drain	yes
Gross / net weight	72.5 / 67.2 kg
Accessories	
Basket 270 mm	7111011
Basket 210 mm	7111041
Partition grid 270 mm	7111029
Partition grid 210 mm	7111784
Rubber bumpers, grey	7266707
Cylinder lock for foamed lid	7042835
Scoop ice cream containers	7741721
Baskets for scoop ice cream containers	on request
External thermostat dial	on request
Scanner rail	7652066
Action-Area-Rack white	

Width	1465 mm
Gross / net capacity	432 / 383 litre
Exterior dimensions in mm (w / d / h)	1465 / 680 / 840
Interior dimensions in mm (w / d / h)	1340 / 535 / 585
Energy efficiency class¹	
Energy consumption in 365 days	692 kWh
Climate class (energy directive)	B
Temperature class (energy directive)	C1
Climate class (safety standard)	7
Ambient temperature range²	+10 °C to +35 °C
Refrigerant	R 290
Sound power level	52 dB(A)
Connection rating	2.5 A
Frequency / voltage	50 Hz / 220 - 240V-
Cooling system	static
Defrost	manual
Temperature range	-10 °C to -24 °C
Lid material	aluminium sliding lid
External cabinet finish	steel / white
Internal liner material	steel
Frame colour	grey
Type of control	rotary control
Temperature display	internal analogue
Number of baskets included	0
Number of baskets, max	6
Castors	swivel castors
Type of lock	mechanically retrofittable
Insulation	60 mm
Water drain	yes
Gross / net weight	73.2 / 63.4 kg
Accessories	
Basket 270 mm	7111011
Basket 210 mm	7111041
Partition grid 270 mm	7111029
Partition grid 210 mm	7111784
Rubber bumpers, grey	7266707
Cylinder lock for foamed lid	7042835
Scoop ice cream containers	7741721
Baskets for scoop ice cream containers	on request
External thermostat dial	on request
Scanner rail	7652065
Action-Area-Rack white	



EFE 3800

EFE 3000

EFE 2200

EFE 1500

Width	1255 mm
Gross / net capacity	361 / 318 litre
Exterior dimensions in mm (w / d / h)	1255 / 680 / 840
Interior dimensions in mm (w / d / h)	1130 / 535 / 585
Energy efficiency class¹	
Energy consumption in 365 days	633 kWh
Climate class (energy directive)	B
Temperature class (energy directive)	C1
Climate class (safety standard)	7
Ambient temperature range²	+10 °C to +35 °C
Refrigerant	R 290
Sound power level	52 dB(A)
Connection rating	1.5 A
Frequency / voltage	50 Hz / 220 - 240V-
Cooling system	static
Defrost	manual
Temperature range	-10 °C to -24 °C
Lid material	aluminium sliding lid
External cabinet finish	steel / white
Internal liner material	steel
Frame colour	grey
Type of control	rotary control
Temperature display	internal analogue
Number of baskets included	0
Number of baskets, max	5
Castors	swivel castors
Type of lock	mechanically retrofittable
Insulation	60 mm
Water drain	yes
Gross / net weight	59.5 / 55 kg
Accessories	
Basket 270 mm	7111011
Basket 210 mm	7111041
Partition grid 270 mm	7111029
Partition grid 210 mm	7111784
Rubber bumpers, grey	7266707
Cylinder lock for foamed lid	7042835
Scoop ice cream containers	7741721
Baskets for scoop ice cream containers	on request
External thermostat dial	on request
Scanner rail	7652064
Action-Area-Rack white	

Width	1045 mm
Gross / net capacity	287 / 252 litre
Exterior dimensions in mm (w / d / h)	1045 / 680 / 840
Interior dimensions in mm (w / d / h)	920 / 535 / 585
Energy efficiency class¹	
Energy consumption in 365 days	546 kWh
Climate class (energy directive)	B
Temperature class (energy directive)	C1
Climate class (safety standard)	7
Ambient temperature range²	+10 °C to +35 °C
Refrigerant	R 290
Sound power level	42 dB(A)
Connection rating	1.5 A
Frequency / voltage	50 Hz / 220 - 240V-
Cooling system	static
Defrost	manual
Temperature range	-10 °C to -24 °C
Lid material	aluminium sliding lid
External cabinet finish	steel / white
Internal liner material	steel
Frame colour	grey
Type of control	rotary control
Temperature display	internal analogue
Number of baskets included	0
Number of baskets, max	4
Castors	swivel castors
Type of lock	mechanically retrofittable
Insulation	60 mm
Water drain	yes
Gross / net weight	58.5 / 51 kg
Accessories	
Basket 270 mm	7111011
Basket 210 mm	7111041
Partition grid 270 mm	7111029
Partition grid 210 mm	7111784
Rubber bumpers, grey	7266707
Cylinder lock for foamed lid	7042835
Scoop ice cream containers	7741721
Baskets for scoop ice cream containers	on request
External thermostat dial	on request
Scanner rail	7652063
Action-Area-Rack white	9031196

Width	835 mm
Gross / net capacity	213 / 186 litre
Exterior dimensions in mm (w / d / h)	835 / 680 / 840
Interior dimensions in mm (w / d / h)	710 / 535 / 585
Energy efficiency class¹	
Energy consumption in 365 days	413 kWh
Climate class (energy directive)	B
Temperature class (energy directive)	C1
Climate class (safety standard)	7
Ambient temperature range²	+10 °C to +35 °C
Refrigerant	R 600a
Sound power level	42 dB(A)
Connection rating	1.5 A
Frequency / voltage	50 Hz / 220 - 240V-
Cooling system	static
Defrost	manual
Temperature range	-10 °C to -24 °C
Lid material	aluminium sliding lid
External cabinet finish	steel / white
Internal liner material	steel
Frame colour	grey
Type of control	rotary control
Temperature display	internal analogue
Number of baskets included	0
Number of baskets, max	3
Castors	swivel castors
Type of lock	mechanically retrofittable
Insulation	60 mm
Water drain	yes
Gross / net weight	52.2 / 47.5 kg
Accessories	
Basket 270 mm	7111011
Basket 210 mm	7111041
Partition grid 270 mm	7111029
Partition grid 210 mm	7111784
Rubber bumpers, grey	7266707
Cylinder lock for foamed lid	7042835
Scoop ice cream containers	7741721
Baskets for scoop ice cream containers	on request
External thermostat dial	on request
Scanner rail	7652062
Action-Area-Rack white	

Width	625 mm
Gross / net capacity	142 / 121 litre
Exterior dimensions in mm (w / d / h)	625 / 680 / 840
Interior dimensions in mm (w / d / h)	500 / 535 / 585
Energy efficiency class¹	
Energy consumption in 365 days	365 kWh
Climate class (energy directive)	B
Temperature class (energy directive)	C1
Climate class (safety standard)	7
Ambient temperature range²	+10 °C to +35 °C
Refrigerant	R 600a
Sound power level	42 dB(A)
Connection rating	1.5 A
Frequency / voltage	50 Hz / 220 - 240V-
Cooling system	static
Defrost	manual
Temperature range	-10 °C to -24 °C
Lid material	aluminium sliding lid
External cabinet finish	steel / white
Internal liner material	steel
Frame colour	grey
Type of control	rotary control
Temperature display	internal analogue
Number of baskets included	0
Number of baskets, max	2
Castors	swivel castors
Type of lock	mechanically retrofittable
Insulation	60 mm
Water drain	yes
Gross / net weight	47.8 / 42 kg
Accessories	
Basket 270 mm	7111011
Basket 210 mm	7111041
Partition grid 270 mm	7111029
Partition grid 210 mm	7111784
Rubber bumpers, grey	7266707
Cylinder lock for foamed lid	7042835
Scoop ice cream containers	7741721
Baskets for scoop ice cream containers	on request
External thermostat dial	on request
Scanner rail	7652061
Action-Area-Rack white	

The advantages at a glance

Replaceable seal

The easily exchangeable seal in the chest lid enables optimal hygiene, tight closing and increases the chest's lifespan.

Inner liner

Inner liner made of robust, coated sheet steel for increased durability and easy cleaning.

No condensate

No condensate on the housing and easy-to-clean exterior skin for perfect hygiene.

Foam condenser

Foam condenser in the outer surface for quiet and low-vibration operation.

Highly effective insulation

No energy loss and optimum energy efficiency due to highly effective insulation.



Ergonomic recessed grip

Continuous ergonomic recessed grip for convenient opening and closing.

LED lighting

Optimal transparency due to LED lighting in the interior.

Extremely robust chest

Extremely robust, stable and torsion-free chest body even for intensive loads.



Robust lock

Secured against unauthorised access by a robust lock.

Natural and PFC-free refrigerant R 600a

More energy efficiency and sustainability thanks to natural and HFC-free refrigerant R 600a in combination with powerful compressors.


Sturdy castors

Sturdy castors make transport easier and allow you to clean the floor under the chest easily.



Stable chest lid

The sturdy chest lid (stainless steel or white) can also be used as an additional work surface.



Stable hanging mesh baskets

Better overview and options in the distribution of the goods due to sturdy hanging mesh baskets.



Analogue temperature display

More storage reliability due to the analogue temperature display with accurate interior temperature display which can be set from -14 °C to -24 °C.

Frost Protect

Maximum versatility in the choice of installation location due to an extended ambient temperature range from -15 °C to +43 °C.

Stop Frost

Less frequent defrosting and frost-free interior thanks to the StopFrost system as well as effortless repeated opening due to the prevention of vacuum formation.

**EFL 6056****EFL 6055**

Width	1885 mm
Capacity	542 litre
Exterior dimensions in mm (w / d / h)	1885 / 702 / 825
Interior dimensions in mm (w / d / h)	1760 / 535 / 610
Energy efficiency class ¹	
Energy consumption in 365 days ²	385 kWh
Climate class (energy directive)	SN-T
Ambient temperature range ³	-15 °C to +43 °C
Refrigerant	R 600a
Sound power level	33 dB(A)
Sound power class	B
Connection rating	1.5 A
Frequency / voltage	50 Hz / 220 - 240V~
Cooling system	static
Defrost	manual
Temperature range	-14 °C to -24 °C
Lid material	stainless steel
External cabinet finish	steel / white
Internal liner material	pre-coated steel
Frame colour	grey
Type of control	rotary control
Freezing capacity in 24 hrs	15 kg
Temperature rise time	42 h
Temperature display	external analogue
Interior light	LED
Number of baskets included	3
Number of baskets, max	8
Handle	recessed grip
Castors	swivel castors
Type of lock	mechanical
Insulation	60 mm
Water drain	yes
Gross / net weight	99 / 89 kg
Accessories	
Basket 270 mm	7111045
Basket 210 mm	7111047
Castor set ⁴	9882600

Width	1885 mm
Capacity	542 litre
Exterior dimensions in mm (w / d / h)	1885 / 702 / 825
Interior dimensions in mm (w / d / h)	1760 / 535 / 610
Energy efficiency class ¹	
Energy consumption in 365 days ²	385 kWh
Climate class (energy directive)	SN-T
Ambient temperature range ³	-15 °C to +43 °C
Refrigerant	R 600a
Sound power level	33 dB(A)
Sound power class	B
Connection rating	1.5 A
Frequency / voltage	50 Hz / 220 - 240V~
Cooling system	static
Defrost	manual
Temperature range	-14 °C to -24 °C
Lid material	steel
External cabinet finish	steel / white
Internal liner material	pre-coated steel
Frame colour	grey
Type of control	rotary control
Freezing capacity in 24 hrs	15 kg
Temperature rise time	48 h
Temperature display	external analogue
Interior light	LED
Number of baskets included	3
Number of baskets, max	8
Handle	recessed grip
Castors	swivel castors
Type of lock	mechanical
Insulation	60 mm
Water drain	yes
Gross / net weight	99 / 89 kg
Accessories	
Basket 270 mm	7111045
Basket 210 mm	7111047
Castor set ⁴	9882600

**EFL 4656****EFL 4655****EFL 3056****EFL 3055**

Width	1465 mm
Capacity	404 litre
Exterior dimensions in mm (w / d / h)	1465 / 702 / 825
Interior dimensions in mm (w / d / h)	1340 / 535 / 610
Energy efficiency class ¹	
Energy consumption in 365 days ²	331 kWh
Climate class (energy directive)	SN-T
Ambient temperature range ³	-15 °C to +43 °C
Refrigerant	R 600a
Sound power level	33 dB(A)
Sound power class	B
Connection rating	1.5 A
Frequency / voltage	50 Hz / 220 - 240V~
Cooling system	static
Defrost	manual
Temperature range	-14 °C to -24 °C
Lid material	stainless steel
External cabinet finish	steel / white
Internal liner material	pre-coated steel
Frame colour	grey
Type of control	rotary control
Freezing capacity in 24 hrs	13 kg
Temperature rise time	46 h
Temperature display	external analogue
Interior light	LED
Number of baskets included	2
Number of baskets, max	6
Handle	recessed grip
Castors	swivel castors
Type of lock	mechanical
Insulation	60 mm
Water drain	yes
Gross / net weight	90 / 81 kg
Accessories	
Basket 270 mm	7111045
Basket 210 mm	7111047
Castor set ⁴	9882600

Width	1465 mm
Capacity	404 litre
Exterior dimensions in mm (w / d / h)	1465 / 702 / 825
Interior dimensions in mm (w / d / h)	1340 / 535 / 610
Energy efficiency class ¹	
Energy consumption in 365 days ²	331 kWh
Climate class (energy directive)	SN-T
Ambient temperature range ³	-15 °C to +43 °C
Refrigerant	R 600a
Sound power level	33 dB(A)
Sound power class	B
Connection rating	1.5 A
Frequency / voltage	50 Hz / 220 - 240V~
Cooling system	static
Defrost	manual
Temperature range	-14 °C to -24 °C
Lid material	steel
External cabinet finish	steel / white
Internal liner material	pre-coated steel
Frame colour	grey
Type of control	rotary control
Freezing capacity in 24 hrs	13 kg
Temperature rise time	46 h
Temperature display	external analogue
Interior light	LED
Number of baskets included	2
Number of baskets, max	6
Handle	recessed grip
Castors	swivel castors
Type of lock	mechanical
Insulation	60 mm
Water drain	yes
Gross / net weight	90 / 81 kg
Accessories	
Basket 270 mm	7111045
Basket 210 mm	7111047
Castor set ⁴	9882600

Width	1045 mm
Capacity	266 litre
Exterior dimensions in mm (w / d / h)	1045 / 702 / 825
Interior dimensions in mm (w / d / h)	920 / 535 / 610
Energy efficiency class ¹	
Energy consumption in 365 days ²	272 kWh
Climate class (energy directive)	SN-T
Ambient temperature range ³	-15 °C to +43 °C
Refrigerant	R 600a
Sound power level	33 dB(A)
Sound power class	B
Connection rating	1.5 A
Frequency / voltage	50 Hz / 220 - 240V~
Cooling system	static
Defrost	manual
Temperature range	-14 °C to -24 °C
Lid material	stainless steel
External cabinet finish	steel / white
Internal liner material	pre-coated steel
Frame colour	grey
Type of control	rotary control
Freezing capacity in 24 hrs	10 kg
Temperature rise time	38 h
Temperature display	external analogue
Interior light	LED
Number of baskets included	2
Number of baskets, max	4
Handle	recessed grip
Castors	swivel castors
Type of lock	mechanical
Insulation	60 mm
Water drain	yes
Gross / net weight	75 / 68 kg
Accessories	
Basket 270 mm	7111045
Basket 210 mm	7111047
Castor set ⁴	9882600

Width	1045 mm
Capacity	266 litre
Exterior dimensions in mm (w / d / h)	1045 / 702 / 825
Interior dimensions in mm (w / d / h)	920 / 535 / 610
Energy efficiency class ¹	
Energy consumption in 365 days ²	272 kWh
Climate class (energy directive)	SN-T
Ambient temperature range ³	-15 °C to +43 °C
Refrigerant	R 600a
Sound power level	33 dB(A)
Sound power class	B
Connection rating	1.5 A
Frequency / voltage	50 Hz / 220 - 240V~
Cooling system	static
Defrost	manual
Temperature range	-14 °C to -24 °C
Lid material	steel
External cabinet finish	steel / white
Internal liner material	pre-coated steel
Frame colour	grey
Type of control	rotary control
Freezing capacity in 24 hrs	10 kg
Temperature rise time	38 h
Temperature display	external analogue
Interior light	LED
Number of baskets included	2
Number of baskets, max	4
Handle	recessed grip
Castors	swivel castors
Type of lock	mechanical
Insulation	60 mm
Water drain	yes
Gross / net weight	75 / 68 kg
Accessories	
Basket 270 mm	7111045
Basket 210 mm	7111047
Castor set ⁴	9882600

¹ As per EU Regulation 2019/2018.
² Measured when lighting switched off.
³ Indicates the ambient temperature at which the appliance can be safely operated.
⁴ consisting of 2 castors with brakes, 2 castors without brakes, assembly material.

The advantages at a glance

Branding options

Individual branding options in the display, on the housing and door frames draw attention to products or a company and support sales promotion.

Energy-efficient display

The display, backlit by energy-efficient LEDs, draws attention to the appliance and its contents. The display field can be individually adjusted and switched in parallel with the interior lighting. There are various colour options for the housing and door frame.



Dynamic cooling system

The high-performance dynamic cooling system ensures that goods placed in the appliance are cooled quickly and maintains a consistent cooling temperature throughout the interior.

Insulating glass door prevents loss of cold air

The insulating glass door with treble glazing prevents loss of cold air and the formation of condensate.

Stable grid shelf

The sturdy grid shelves are plastic-coated and extremely resilient up to 50 kg. Convenient withdrawal possible up to 90°.

Deep drawn interior liner

The deep drawn inner liner made of food-safe polystyrene is odour-neutral, very robust, and long-lasting. Thanks to large, easy-to-clean corner radii, it enables perfect hygiene.

Environmentally friendly refrigerant

The natural and environmentally friendly refrigerant R 290 is PFC-free and, in combination with powerful compressors, very energy efficient.



No Frost

NoFrost module

The NoFrost module is installed behind the display and enables maximum use of the interior.



Vertical LED lighting

The vertical LED lighting installed on both sides ensures good illumination of the interior and contributes to sales promotion with optimal goods presentation.

Robust door handle

The robust door handle is ergonomic, easy to use and easy to clean.

Anti-condensation film

The special anti-condensation film considerably delays the condensation of the door after opening and closing and ensures an optimal view of the stored products.

Robust lock

The robust lock prevents unauthorised access.

Digital temperature display

The digital temperature display gives accurate information about the set temperature in the interior. The temperature range can be adjusted from -10 ° to -25 ° by the precise electronics.

Optimal goods presentation for frozen food

An attractive goods presentation is a decisive prerequisite for drawing the customers' attention to products. The modern and energy-efficient glass door freezers in an attractive anthracite aluminium design offer benefits to support your sales. The vertical LED lighting installed on both sides ensures an outstanding illumination of the interior. The special anti-condensation film considerably delays the formation condensation of the door on the inside during opening and ensures a good and undisturbed view of the goods. The newly integrated air stream breaker, in combination with improved glass door insulation, prevents the condensation of water on the door, which guarantees an optimal view of the goods at all times.

Hot gas defrosting

The highly efficient hot gas defrosting reduces defrosting time to approx. 10 minutes, which considerably reduces the temperature increase in the appliance. The quality of the foods remains intact for longer, since the products do not have to be removed during the defrosting phase and they are not exposed to any unnecessary temperature fluctuations.



Aluminium frame

For convenient operation of the appliances, the glass doors with an aluminium frame remain open from an opening angle of 90°. This means that large amounts of goods can be easily filled or removed. Under 60°, the doors close by themselves with the aid of the magnetic seal – this prevents loss of cold air.



Air-Stream breaker

The air stream breaker installed in the lower part of the inner liner interrupts the air flow from the interior to the glass pane and thus prevents water condensation on the door. The improved glass door insulation also counteracts the formation of condensation on the door, enabling the optimal presentation of goods.

Gross / net capacity	
Exterior dimensions in mm (w / d / h)	
Interior dimensions in mm (w / d / h)	
Total display area in m ² (TDA) ¹	
Energy efficiency class ²	
Energy consumption in 365 days	
Climate class (energy directive)	
Temperature class (energy directive)	
Climate class (safety standard)	
Ambient temperature range ³	
Refrigerant	
Sound power level	
Connection rating	
Frequency / voltage	
Cooling system	
Defrost	
Temperature range	
External cabinet finish	
Door material	
Internal liner material	
Type of control	
Temperature display	
Fault: warning signal	
Interior light	
Adjustable shelves	
Shelf material	
Shelf loading	
Handle	
Castors	
Type of lock	
Self-closing door	
Door hinges	
Insulation	
Gross / net weight	
Accessories	
Baskets, 30 litres	
Partition grid for 30-litre basket	
Scanner rail	
Shelf, plastic-coated	
Grid shelf in grey / black / white	
Side-by-Side set left: white / silver	
Side-by-Side set right: white / silver	
Action-Area-Rack white	



FDv 4643

461 / 307 litre
670 / 730 / 1999
532 / 568 / 1275
0.73
B <small>A G</small>
1453 kWh
4
L1
4
+10 °C to +30 °C
R 290
62 dB(A)
4.4 A
50 Hz / 220 - 240V-
forced-air
automatic
-10 °C to -25 °C
steel / white
glass
commercial grade moulded polystyrol
LED 7-segment display with buttons
external digital
visual and audible
LED
4
wire shelves plastic-coated
50 kg
ergonomic slimline handle
2 fixed rear and 2 swivel front castors
mechanical
yes
right, reversible on site
67 mm
154 / 141 kg

7111758
7111759
7443779
7438722



Fv 3643

365 / 231 litre
670 / 730 / 1659
532 / 597 / 969
0.65
B <small>A G</small>
1376 kWh
4
L1
4
+10 °C to +30 °C
R 290
62 dB(A)
4.4 A
50 Hz / 220 - 240V-
forced-air
automatic
-10 °C to -25 °C
steel / white
glass
commercial grade moulded polystyrol
LED 7-segment display with buttons
external digital
visual and audible
LED
3
wire shelves plastic-coated
50 kg
ergonomic slimline handle
2 fixed rear and 2 swivel front castors
mechanical
yes
right, reversible on site
67 mm
136 / 125 kg

7111758
7111759
7443779
7438722



Fv 913

93 / 66 litre
497 / 548 / 816
377 / 391 / 609
0.25
C <small>A G</small>
1007 kWh
4
L1
4
+10 °C to +30 °C
R 290
60 dB(A)
1.5 A
50 Hz / 220 - 240V-
forced-air
automatic
-10 °C to -25 °C
steel / silver
glass door
steel
LED 7-segment display with buttons
external digital
visual and audible
LED strip lighting, right, separate connection and dimmable
2
wire shelves plastic-coated
30 kg
recessed grip
mechanical
yes
right, reversible on site
60 mm
48.9 / 46.4 kg

7444123
7113296 / 7113294 / 7113290
9875023 / 9875167
9875025 / 9875197
9031196



F 913

93 / 77 litre
497 / 558 / 816
377 / 430 / 609
0.25
B <small>A G</small>
842 kWh
4
L1
4
+10 °C to +30 °C
R 290
50 dB(A)
1.5 A
50 Hz / 200 - 240V-
static
manual
-10 °C to -25 °C
steel / silver
glass door
steel
rotary control
internal analogue
LED strip lighting, right, dimmable
2
wire shelves plastic-coated
30 kg
recessed grip
mechanical
yes
right, reversible on site
60 mm
47.8 / 45.3 kg

7444123
7113350 / 7113348 / 7113298
9875023 / 9875167
9875025 / 9875197
9031196

Chest freezers

**Chest freezers**

These stainless steel, scoop ice cream containers have a volume of 5 litres, are made to be robust and are particularly easy to clean. They provide perfect hygiene and fit effortlessly in the wire baskets of the Liebherr ice cream chests.

**Basket for scoop-ice containers**

The sturdy wire baskets for scoop-ice containers are specially configured for the EFI/EFE chest freezers. Containers can be optimally arranged in the wire baskets so that ice-cream is perfectly presented and conveniently set out for selling by the scoop.

**Partition grid**

The partition grids for baskets support product presentation and allow flexible organisation of the interior.

**Suspended baskets**

Products can be presented in a clearly sorted arrangement with the suspended baskets.

**Cylinder lock for foamed lid**

A lid lock can be installed on all models to secure the contents of the chest appliance. Cylinder lock for foamed lid suitable for all EFE models.

**Cylinder lock for glass sliding lid**

A lid lock can be installed on all models to secure the contents of the chest appliance. Cylinder lock for glass sliding lid suitable for all EFI and EFE models.

**External thermostat dial**

On the standard configuration, the thermostat is hidden to avoid tampering. This optional external thermostat dial allows easier temperature adjustment without the use of tools. This might be useful where freezers are not accessible by the public.

**Scanner rail**

On the practical scanner rail, you can attach price tags, scan codes or individual advertising messages and read them off easily, giving you a quick view of everything you need.

**Glass canopy**

The robust glass canopy made from toughened safety glass protects ice cream from contamination when selling and helps to ensure goods are presented in an attractive manner. The extra deep front of the glass canopy ensures excellent visibility of products and means that customers always have a good view of the wares presented from a range of different angles. The LED interior lights in appliances EFI 4853 and EFI 3553 also contribute to this. Wafer holders, serviettes and any other of the typical ice cream accessories can be conveniently placed on the flat shelf area.

Chest freezers

**Action-Area-Rack**

The action area rack from Liebherr is an accessory part that allows you to arrange Liebherr fridges and freezers as well as ice cream chests and bottle coolers above each other in a flexible, modular manner.

Freezers for sales promotion

**Basket**

These heavy-duty baskets have capacities of 30 litres.

**Partition grid for baskets**

The partition grids for baskets support optimum product presentation and allow flexible organisation of the interior.

**Scanner rail**

Price tags and scan codes can easily be displayed using the practical scanner rail. Easy to attach to the front of the grid shelves. The scanner rail inserts can also be used for branding purposes where several brands are on display.

**Grid shelves**

The plastic-coated grid shelves are height-adjustable and allow variable use of the interior for different frozen products. The close-mesh grid shelves have an extremely high loading capacity and ensure secure positioning of the products.

**Set of connection elements**

Countertop fridges and freezers can be placed on top of one another so as to make the best use of the available space.



Our catalogue programme

You will find Liebherr commercial appliances where service and advice are taken seriously: In a specialist shop!

There is an overview of other Liebherr appliances in our catalogue of fridges and freezers for professional use. Available in stores or to download at home.liebherr.com.



BIM data now available

The cooperation between Liebherr-Hausgeräte and Specifi® gives planners and dealers worldwide access to a digital Liebherr-Hausgeräte library with BIM models for the Food Service and Scientific areas. Compatible with AutoCAD® and Revit. home.liebherr.com/bimdata



For more information about our technical specifications, go to: home.liebherr.com/foodservice

Subject to technical changes, errors and different images and text.
Colours may differ due to media used. For the latest available data go to home.liebherr.com.
Printed in Germany by Raiff & Wurzel Druck GmbH, 7900 787-04/04.2023



home.liebherr.com

